

# Active English

3

M. S. Elias



AARSH BOOKS

All rights reserved. No part of this publication may be reproduced, transcribed, transmitted or stored in a retrieval system or translated into any language or computer language, in any form or by any means, without the prior permission in writing of Vidya University Press, or as expressly permitted by law or by licence. Any person who does any unauthorised act in relation to this publication may be liable to criminal prosecution and civil claims for damages.

**Corporate Office**

1/22, Second Floor, Asaf Ali Road,  
New Delhi-110 002

**Regd. Office**

Vidya Lok, T. P. Nagar,  
Meerut, U.P. (NCR) 250 002  
Phone : +7617779333, 8954446888  
www.vidyauniversitypress.com

© Publishers

**Printed at**

Veer Offset


“This book is meant for educational and learning purposes. The author(s) of the book has/have taken all reasonable care to ensure that the contents of the book do not violate any copyright or other intellectual property rights of any person in any manner whatsoever.”

# Contents...

1. To God We Owe	... 3
2. Judgement of the King	... 6
3. Little Things	...10
4. Good Manners	...13
5. Work While You Work	...16
6. A Practical Lesson of Wisdom	...19
7. The School	...24
8. The Fish Pond	...27
9. A Greedy Man	...29
10. Rules of the Road	...32
11. Safety First	...35
12. The Earth	...38
13. The Moon	...40
14. A Faithful Dog	...43
15. Directions	...47
16. What does the Bee Do?	...50
17. Colours in Nature	...53
18. The Fox and The Grapes	...56
19. Do Good	...59
■ Half-Yearly Test Paper	...61
■ Annual Test Paper	...63

1

## To God We Owe



All we have and are,  
To whom do we owe?  
To God, our Creator,  
Whom we ever adore.  
Next to Him come,  
My father and mother,  
Two names so sweet,  
More sister and brother.

### Helpline

owe (ओ) = देनदार होना, ऋणी होना; Creator (क्रिएटर) = सृष्टिकर्ता; adore (अडोर) = श्रद्धा; next (नेक्स्ट) = अगला; sweet (स्वीट) = मधुर।

# Exercise

## Comprehension

I. Choose the most appropriate answer : (MCQs)

1. God has given us :

(a) something  (b) nothing  (c) everything

2. Our Supreme Creator is :

(a) our father  (b) our brother  (c) God

3. To whom do we owe?

(a) To our parents  (b) To God  (c) Both of these

II. Answer the following questions :

1. Whom do we worship?

2. Are the sister and brother also loving?

3. Who has given you all the things?

III. If you remember any other prayer, write it. If you don't remember, learn the given poem by heart.

IV. Complete the following sentences with the help of the poem :

1. God is our .....

2. We all owe to ..... for all .....

3. Our parents come next .....

4. The names of sister and brother .....

### KEEP IN MIND !

• English Alphabet (अंग्रेजी वर्णमाला) : Vowels and Consonants

अंग्रेजी वर्णमाला को Alphabet कहते हैं। अंग्रेजी के अक्षर दो प्रकार के होते हैं— vowels और consonants.

How many vowels are there in English alphabet?

Mention the number. \_\_\_\_\_

Put a circle on the letters that are vowels :

a b c d e f g h i j k l m  
n o p q r s t u v w x y z

How many consonants are there in the above box?

Mention the number. \_\_\_\_\_

• Alphabetical Order

वर्णमाला का एक निश्चित क्रम होता है, जिसे alphabetical order कहते हैं।

Put the words in alphabetical order in each of the following :

1. farmer watchman gardener teacher doctor
2. inkpot knife umbrella scissors eraser
3. banana mango potato carrot apple

• Good Wishes

Here are some ways in which we wish our friends :

- ◆ Happy birthday! ◆ Have a happy journey! ◆ Do well!
- ◆ Best of luck! ◆ All the best! ◆ Get well soon!

Now, read the sentences given below and choose the correct greeting from above :

1. Your friend is going to a hill station. \_\_\_\_\_
2. Your friend is ill. \_\_\_\_\_
3. Your friend is celebrating his/her birthday. \_\_\_\_\_
4. Your friend is going to sing on stage. \_\_\_\_\_

## Judgement of the King (On Real Mother)

Long time back, there was a wise king in Israel. He was famous all over the world for his wisdom and justice. His people loved him and honoured him.

One day when the king was in his court, two women entered and stood before him. They were real sisters and they were weeping. One of them had a baby in her arms. They were both shouting and quarrelling for the baby. Both claimed to be its real mother.



They wanted justice from the king. Each woman begged the king to give her the baby.

It was a very interesting case. All the courtiers were surprised to hear of it. Neither the king nor anybody else knew how to solve the problem. The king thought for a minute and then asked them. "Whose baby is this? Tell me the truth."

"It is mine", each woman said.

"I want to know whose baby is this?" The king again asked angrily, "One baby cannot have two mothers. Tell me the truth. Out with it."

Both the women again claimed the same baby.

The king said, "Well, both of you shall get the baby."

Turning to his men, he said, "Bring a sword. Cut the baby into two parts and give one to each of them."

But as the courtier lifted his sword to cut the baby into two, one of the two women cried out loudly, "Stop, stop! Do not kill my child. Let her take the whole of it. But please, let my child live."



The other woman didn't utter even a single word. The king came to know who the real mother was. A real mother cannot bear her child to be killed in her presence.

Then king turned to the other woman and said, "Now I know the reality. You are a liar. You were telling lies. You have no love for this baby and can't be its mother. I will punish you by putting you in jail."

But her sister said, "Your Majesty, please forgive her. She is my sister. I love her and I can't live without her." The courtiers also requested the king to have mercy on her.

The king forgave her and asked her to look after her sister and her child with love. Thanking the king, both the women left the court and went home. They never quarrelled with each other in the future.

### Helpline

adored (अडोर्ड) = प्रेम करते थे; entered (एंटर्ड) = अंदर आई; shouting (शाउटिंग) = चिल्ला रही थी; begged (बैग्ड) = याचना की; surprised (सर्प्राइज्ड) = आश्चर्यचकित; thought (थॉट) = सोचा; angrily (एंग्रिली) = क्रोधित होकर; claimed (क्लेम्ड) = अधिकार जताया; lifted (लिफ्टेड) = उठाई; turned (टर्न) = मुड़ी; forgive (फॉर्गिव) = क्षमा; requested (रिक्वेस्टेड) = प्रार्थना की; thanked (थैंकड) = धन्यवाद दिया; future (फ्यूचर) = भविष्य।

## Exercise

### Comprehension

- I. Choose the most appropriate answer : (MCQs)
- Who wanted justice from the king?
    - Both the women
    - One courtier
    - One woman
  - Who brought the sword?
    - The king
    - The courtier
    - The soldier
  - Who thanked the king for justice?
    - All the courtiers
    - One woman
    - Both the women
- II. Answer the following questions :
- Why did the people love the king?
  - What was the quarrel between the two women?
  - Why did they come to the king?
  - What did the king ask his courtier to do?

5. What did the king order the other woman in the end?

III. Fill in the blanks with the appropriate words :

*begged live two parts justice bear*

1. 'Cut this baby into ..... and give one to each of them.'
2. A real mother cannot ..... her child to be killed.
3. The people loved and honoured the king for his .....
4. Each woman ..... the king to give her the baby.
5. 'But please let my child .....

IV. Complete the spelling of the following words :

pr .... bl .... m, w .... sd .... m, sw .... rd, f .... rg .... ve, r .... lity.

### KEEP IN MIND !

• A / An / The का प्रयोग

याद रखिए कि अंग्रेजी में केवल तीन प्रकार के articles होते हैं—*a, an* और *the*.

*A* और *An* articles का उपयोग केवल singular nouns के पूर्व किया जाता है। जो शब्द vowel की ध्वनि देते हैं उनके पूर्व *an* लगाते हैं; जैसे—*an owl*. जो शब्द Consonant की ध्वनि देते हैं उनके पूर्व *a* लगाते हैं; जैसे—*a cat, a bat, etc.*

*The* का उपयोग उन व्यक्तियों अथवा वस्तुओं से पूर्व किया जाता है जिनका उल्लेख पहले किया जा चुका हो अथवा उन शब्दों से पूर्व जो प्रकृति की विशेष वस्तु के लिए प्रयुक्त हों; जैसे—

(i) I met a man. The man was an engineer.

(ii) The earth revolves around the sun.

Fill in the blanks with *a, an* or *the* :

1. Look at ..... moon. It is shining brightly.
2. Please give me ..... cup of tea.
3. We have ..... new Maths teacher. All like ..... new teacher.
4. There are dark clouds in ..... sky.
5. I don't want ..... apple. But I can have ..... orange.

# Little Things

3



Little drops of water,  
Little grains of sand;  
Make the mighty ocean,  
And the pleasant land.  
Little deeds of kindness,  
Little words of love;  
Make this earth a pleasure,  
Like the heaven above.

## Helpline

drops (ड्रॉप्स) = बूँदें; grains (ग्रैन्स) = अनाज के दाने;  
mighty (माइट्टी) = शक्तिशाली; pleasant (प्लैजेंट) =  
सुहाना; deeds (डीड्स) = कारनामे।



# Exercise

## Comprehension

I. Choose the most appropriate answer : (MCQs)

1. The mighty ocean is made of :

(a) ponds



(b) drops of water



(c) rivers



2. 'Mighty' here means :

(a) very strong



(b) very large



(c) very powerful



II. Answer the following questions :

1. Are little things in this world important?

2. What do the drops of water make?

3. How is the land made pleasant?

4. How can you make your life joyful?

5. What is the earth compared to in this poem?

6. What lesson do you learn from this poem?

III. Complete the following sentences with the help of the poem :

1. Little drops of water make .....

2. .... make a pleasant land.

3. Little deeds of ..... our life full of pleasure.

4. Little words of ..... make this earth a .....

IV. Learn the poem by heart.

## KEEP IN MIND !

### • Opposite Words

Learn the opposites of the following words :

heaven	=	hell	love	=	hate
little	=	big	pleasant	=	unpleasant
long	=	short	pleasure	=	sorrow
above	=	below	new	=	old
kind	=	cruel			

Now, write the opposites of the following words :

- |          |       |          |       |
|----------|-------|----------|-------|
| 1. tidy  | ..... | 2. quiet | ..... |
| 3. agree | ..... | 4. obey  | ..... |
| 5. pack  | ..... | 6. well  | ..... |

### • Words of Appreciation

When someone does something well, we use the following words to show our appreciation and happiness :

- |                           |                        |
|---------------------------|------------------------|
| ◆ <i>Congratulations!</i> | ◆ <i>Well done!</i>    |
| ◆ <i>Keep it up!</i>      | ◆ <i>That's great!</i> |
| ◆ <i>Very good!</i>       | ◆ <i>Wonderful!</i>    |

Read the following situations and use suitable words of appreciation :

1. Your cousin won the first prize in a quiz contest. ....
2. Your brother sang a beautiful song. ....
3. Your friend was selected for the race. ....

## KEEP IN MIND!

### • Opposite Words

Learn the opposites of the following words :

heaven	=	hell	love	=	hate
little	=	big	pleasant	=	unpleasant
long	=	short	pleasure	=	sorrow
above	=	below	new	=	old
kind	=	cruel			

Now, write the opposites of the following words :

- |          |       |          |       |
|----------|-------|----------|-------|
| 1. tidy  | ..... | 2. quiet | ..... |
| 3. agree | ..... | 4. obey  | ..... |
| 5. pack  | ..... | 6. well  | ..... |

### • Words of Appreciation

When someone does something well, we use the following words to show our appreciation and happiness :

- |                           |                        |
|---------------------------|------------------------|
| ◆ <i>Congratulations!</i> | ◆ <i>Well done!</i>    |
| ◆ <i>Keep it up!</i>      | ◆ <i>That's great!</i> |
| ◆ <i>Very good!</i>       | ◆ <i>Wonderful!</i>    |

Read the following situations and use suitable words of appreciation :

1. Your cousin won the first prize in a quiz contest. ....
2. Your brother sang a beautiful song. ....
3. Your friend was selected for the race. ....



- Shantanu : Good morning, Ma!!
- Mother : Good morning, Shantanu. How are you?
- Shantanu : I am fine. Thank you, Ma!!
- Mother : Brush your teeth, Shantanu.
- Shantanu : Yes, Ma. I am just about to.
- Mother : Come on. Have tea.
- Shantanu : Thank you, Ma. I love you!  
Please give me bread as well.
- Mother : Here you are.
- Shantanu : Thank you, Ma.

## Helpline

good morning (गुड मॉर्निंग) = प्रातःकाल की नमस्ते; how (हाओ) = कैसे; well (वैल) = ठीक; thank you (थैंक यू) = धन्यवाद; just (जस्ट) = अभी-अभी; please (प्लीज) = कृपया; bread (ब्रैड) = डबल रोटी; here you are (हेयर यू आर) = यह लो; dear (डियर) = प्यारी

# Exercise

## Comprehension

I. Choose the most appropriate answer : (MCQs)

1. Mother asked Shantanu to brush his :

(a) teeth



(b) hair



(c) hands



2. Shantanu asked Mummy to give him :

(a) biscuit



(b) toffee



(c) bread



II. Answer the following questions :

1. What is Shantanu saying to his mother?

2. What does Shantanu's mother ask him?

3. Why does Shantanu's mother call him?

4. What does Shantanu say to his mother?

5. Who is dear to Shantanu?

III. Complete the spellings of the following words :

pl .... se

d .... r

b .... scu .... t

m .... mmy.

IV. Make questions for the given answers. All questions will start with 'What' :

*Example :* The father brings mangoes.

*What does the father bring?* .....

1. Aaliya reads a letter. ....

2. Roy takes a rupee. ....

3. He brings a book. ....

4. He sends a telegram. ....
5. She sings a song. ....

V. Some occasions are given under 'A' while the words you on such occasions are given under 'B'. Now match the columns to make proper sentences :

**A**

**B**

- |  |                     |
|--|---------------------|
| 1. You want a book from your friend for two days.            | (i) 'Sorry'         |
| 2. You meet your elder brother in the morning.               | (ii) 'Thank you'    |
| 3. You could not meet your friend according to your promise. | (iii) 'Excuse me'   |
| 4. You have broken a plate.                                  | (iv) 'Good morning' |
| 5. The friend gives you that book.                           | (v) 'Please'        |

### KEEP IN MIND !

- Groups of Words
- शब्दों को अर्थ के अनुसार विभिन्न समूहों में रखा जा सकता है; जैसे—water, milk, table, tea, lemon, butter के समूह में table को छोड़कर सभी सेवन करने योग्य हैं। अतः table इस समूह का शब्द नहीं है।

Some groups of words are given below. Find out the word that does not belong to the group and strike it out :

1. doctor, bullock, teacher, compounder, student.
2. sweets, rice, lemon, ice cream, pills, bread.
3. office, school, moon, temple, market, church, station.
4. stomach, tongue, chest, field, throat, mouth.

4. He sends a telegram. ....
5. She sings a song. ....

V. Some occasions are given under 'A' while the words you on such occasions are given under 'B'. Now match the columns to make proper sentences :

**A**

**B**

- |  |                     |
|--|---------------------|
| 1. You want a book from your friend for two days.            | (i) 'Sorry'         |
| 2. You meet your elder brother in the morning.               | (ii) 'Thank you'    |
| 3. You could not meet your friend according to your promise. | (iii) 'Excuse me'   |
| 4. You have broken a plate.                                  | (iv) 'Good morning' |
| 5. The friend gives you that book.                           | (v) 'Please'        |

### KEEP IN MIND !

- Groups of Words
- शब्दों को अर्थ के अनुसार विभिन्न समूहों में रखा जा सकता है; जैसे—water, milk, table, tea, lemon, butter के समूह में table को छोड़कर सभी सेवन करने योग्य हैं। अतः table इस समूह का शब्द नहीं है।

Some groups of words are given below. Find out the word that does not belong to the group and strike it out :

1. doctor, bullock, teacher, compounder, student.
2. sweets, rice, lemon, ice cream, pills, bread.
3. office, school, moon, temple, market, church, station.
4. stomach, tongue, chest, field, throat, mouth.

# Work While You Work

5



Work while you work,  
Play while you play,  
That is the way,  
To be happy and gay.

One thing at a time  
And that done well.  
Is the best of all rules,  
As many can tell.

## Helpline

work (वर्क) = काम करो/काम करते हो; while (व्हाइल) = जबकि; play (प्ले) = खेलो/खेलते हो; that (दैट) = यही; way (वे) = ढंग, तरीका; to be (टू बी) = होने का; happy (हैप्पी) = प्रसन्न; gay (गे) = प्रफुल्लित; one (वन) = एक; thing (थिंग) = कार्य; at a time (ऐट ए टाइम) = एक समय पर; done (डन) = किया हुआ हो; well (वैल) = भली प्रकार; best (बैस्ट) = सबसे अच्छा; rules (रूल्स) = नियम; tell (टैल) = बताते हैं।

# Exercise

## Comprehension

I. Choose the most appropriate answer : (MCQs)

1. Work while you :

(a) play

(b) work

(c) sleep

2. Do you follow this rule?

(a) Sometimes

(b) Never

(c) Always

II. Answer the following questions :

1. Should you work and play at the same time?

2. What is the way to be happy and gay?

3. How can we do a thing well?

4. What is the best rule?

III. Learn this poem by heart.

IV. Fill in the blanks and complete the poem :

1. .... while you work.

2. Play while you .....

3. One ..... at a time.

4. And that done .....

5. As ..... can tell.

## KEEP IN MIND!

### • Subject-Verb Agreement

Subject (कर्ता) यदि singular (एकवचन) हो तो उसके साथ उपयोग होने वाली सहायक क्रिया is का उपयोग होता है, किंतु यदि subject (कर्ता) plural (बहुवचन) हो तब उसके साथ सहायक क्रिया are का उपयोग होता है; जैसे—

(i) He **is** reading a book.

(ii) We **are** playing cricket.

Now, fill in the blanks with appropriate form of the given verbs :

1. The teachers **are teaching**. . (teach)

2. The dog **is barking**.... . (bark)

3. The girl ..... a song. (sing)

4. The boys ..... a race. (run)

5. The student ..... the books. (read)

6. The horses ..... grass. (graze)

• Asking for Help

We are always asking for help or helping others. Here are some different ways of asking for help :

◆ *Would you help me to pick up my books?*

◆ *Please, would you help me to find this word?*

Now, read the following situations and ask for help :

1. You don't know the way to the bookshop.

2. You don't know how to do a sum.

3. You cannot find your puppy.

4. You are looking for the post-office.


## 6

## A Practical Lesson of Wisdom

Long time back, there was a rich man in a village. He was wealthy and had a lot of property, many houses and acres of cultivated land. He had huge wealth, but it had not gone to his head. He treated others as he wanted himself to be treated by them. He was honest and fair in his dealings. He never cheated or humiliated others. He helped orphans, widows and the poor with money and food. He opened hospitals and shelter-places (*dharmashalas*) for the needy.

Once, it did not rain for long and a terrible famine broke out. This led to a scarcity of food and fodder.


The rich man did not sell his grain this time as he wanted to help the poor who were starving. One day, all his four sons came to him and asked him to let them sell the grain. At first, the rich man refused but on their repeated requests,



he allowed them to do so. But he asked them to sell it at a cheaper rate. They agreed and the grain was sold off in a short time.

With the money thus earned, the rich man went to the goldsmith and bought gold. He got it shaped into a brick with his name engraved on it. Then he took his sons with him to the sea and threw the brick into water. His sons were surprised and shocked at their father's behaviour and thought that he had gone mad. They were angry with him and said that they were robbed of their wealth. The old man simply smiled at their words. Others too remarked that he had gone mad but turned a deaf ear to all of them.

After sometime, he fell ill and went from bad to worse everyday. Finally, a physician was called who prescribed mutton and custard pudding for his diet. The rich man was fed it and he felt a little better. After a few days, he was prescribed a fish diet. The rich man asked a fisherman to supply him a fresh fish every morning. He relished it and recovered steadily.



One day the weather was stormy and the tide was fast approaching the shore. The same fisherman caught an unusually big fish. He brought it to his master who was pleasantly surprised to see such a large fish. He summoned his cook and asked him to cut the fish in his presence. The cook did what he was asked to do. To the surprise of those who were present, the gold brick with the old man's name on it tumbled out of the fish's belly.

At this, the rich man told his sons that they thought he had wasted his wealth by throwing it into the sea, but all along he had been quite confident of getting it back if his money was honestly earned. All were pleased to learn the lesson of honesty which was thus practically illustrated. They always remembered him for his wisdom. The rich man too recovered in a short time.

### Helpline

cultivated (कल्टिवेटिड) = उपजाऊ (कृषि योग्य); amassed (अमैस्ड) = जमा कर लिया; rebuked (रिब्यूक्ड) = डाँटा; orphans (ऑर्फंस) = अनारथों; terrible (टैरिबिल) = भयानक; famine (फैमाइन) = अकाल; scarcity (स्केयरसिटी) = कमी; shaped (शेपड) = ढलवा लिया; engraved (एंग्रेव्ड) = अंकित करा दिया; Iunatic (लुनैटिक) = पागल; physician (फिजिशियन) = चिकित्सक; relished (रैलिश्ड) = आनंद लेता; recovering (रिकवरिंग) = सुधार आना; steadily (स्टेडिली) = दिन पर दिन; curious (क्यूरियस) = उत्सुकता; astonishment (एस्टॉनिशमेंट) = आश्चर्यचकित; illustrated (इलस्ट्रेटिड) = दर्शाया।

## Exercise

### Comprehension

I. Choose the most appropriate answer : (MCQs)

- Which one of the following was not the quality of the rich man?
 

(a) Foolishness	(b) Respectfulness
(c) Gentleness	

2. The rich man got the gold shaped like :  
 (a) a bracelet  (b) a brick   
 (c) a biscuit
3. Which of the following was prescribed last by the physician?  
 (a) Mutton  (b) Custard pudding   
 (c) Fish diet

II. Answer the following questions :

1. Why did the rich man not sell his grains at the beginning of famine?
2. What did his sons request him for?
3. What did the rich man advise his sons about selling the grain?
4. What did the rich man buy from the money got by selling the grain?
5. What did the rich man do with the brick of gold?

III. Tick (✓) or cross (X) against each statement :

1. During famine, there were a lot of food grains.
2. The rich man was not confident of getting back his gold brick.
3. The rich man had a large number of houses but no cultivated land.
4. The rich man never insulted or rebuked anybody.
5. The rich man got his name engraved on the gold brick.

IV. Fill in the blanks with the appropriate words :

*sea grain rich man famine*

1. .... regularly helped orphans, widows and the poor.
2. Once, a terrible ..... broke out.
3. The rich man did not sell his ..... at the outset of famine.
4. The rich man took his sons with him to the ..... and threw the brick into water.

V. Complete the spellings of the following words :

p .... dd .... ng,

h .... sb .... nd,

ph .... sici .... n,

pr .... scr .... be,

c .... st .... rd,

w .... sd .... m.

### KEEP IN MIND!

• Capital Letters का उपयोग

हमेशा याद रखिए :

1. प्रत्येक वाक्य को capital letter से प्रारंभ करते हैं।
2. किसी व्यक्ति, स्थान, दिन तथा महीने के नाम का पहला अक्षर capital letter से लिखते हैं।
3. किसी देश, नगर, व्यक्ति, पुस्तक, अखबार आदि के नामों का पहला अक्षर capital letter से लिखते हैं।

Now, rewrite the following sentences by using capital letters where necessary :

1. mohini and vishakha are sisters.

.....

2. mr.s. kharbanda is my teacher.

.....

3. a.p.j. abdul kalam was a great son of india.

.....


4. june is the hottest month of the year.

.....

5. mumbai is the biggest city of india.

.....

## The School



The school has doors that open-wide.  
And friendly teachers wait inside.  
Hurry, hurry, let's go in,  
For soon the lessons will begin.  
Books and pencils I will need,  
When I start to write and read,  
Lots to learn and lots to do,  
I like to go to school, don't you?

## Helpline

doors (डोर्स) = दरवाजे; that (दैट) = जो; open wide (ओपन वाइड) = पूरी तरह खुले हुए; friendly (फ्रेंडली) = मित्र के समान; wait (वेट) = प्रतीक्षा करते हैं; inside (इन्साइड) = अंदर; hurry (हरी) = जल्दी करो; let's go (लेट्स गो) = चलें; need (नीड) = आवश्यकता होगी; start (स्टार्ट) = आरंभ करूँगी; learn (लर्न) = सीखने के लिए; lots (लॉट्स) = बहुत-सा।

# Exercise

## Comprehension

I. Choose the most appropriate answer : (MCQs)

1. Who waits inside the school?

(a) Friends

(b) Teachers

(c) Parents

2. What does the girl like to do?

(a) To play games

(b) To go to school

(c) To go to picnic

II. Answer the following questions :

1. What will begin soon?

2. What will the girl need to read and write?

3. What does the girl like?

III. Learn this poem by heart and write it in your exercise book.

IV. Fill in the blanks with appropriate words :

*boys friendly school open*

1. .... should go in.

2. The school doors ..... wide.

3. Don't you like to go to ..... ?

4. The teachers .....

V. Complete the spellings of the following words :

ins .... de, sch .... l, h .... rry, l .... m.

**KEEP IN MIND!**

• Nouns का उपयोग

1. व्यक्तियों, पशु-पक्षियों, स्थानों या वस्तुओं के नाम को **noun** कहते हैं; जैसे—  
Virat, peacock, milk, honesty, New Delhi, etc.

Pick out the nouns in the following sentences :

1. Air is very necessary for us. ....
2. The grapes are sour. ....
3. The boy reads a book. ....
4. This lesson is difficult. ....
5. Birds are flying in the sky. ....
6. The Red Fort is in Delhi. ....
7. Mumbai is a big city. ....
8. The teacher will teach this girl. ....
9. Sohan writes a letter. ....
10. The police surrounded the crowd. ....


You have picked out the nouns in the above sentences. Put them in different columns :

Persons	Animals	Places	Things
.....	.....	.....	.....
.....	.....	.....	.....
.....	.....	.....	.....
.....	.....	.....	.....
.....	.....	.....	.....

## The Fish Pond

In a village, there was a small pond. Three little fish lived in it. They were very close friends. One of them was very clever. Another one was lazy. These two fish believed in fate. But the third fish was clever and wise.

One day two fishermen came to the pond. They said, "Tomorrow let's cast our net into this pond and catch some fish." All the three fish heard them. They were afraid and really worried.



The wise fish said, "Let us get out of this pond. We should go to another pond." The other fish said, "We cannot change our fate. If we are to die, we will die. We will not leave this pond." But the wise fish went away to another pond. Next day, the fishermen caught the two fish. But the wise fish saved its life. Always remember, "Be wise and never depend on luck."



### Helpline

believed (बिलीव्ड) = विश्वास करती थीं; fate (फेट) = भाग्य; fishermen (फिशरमैन) = मछुआरे; lazy (लेजी) = आलसी; throw (थ्रो) = फेंकना; worried (वरिड) = चिंतित; leave (लीव) = छोड़ना; caught (काॅट) = पकड़ लिया; saved (सेव्ड) = बचाया; remember (रिमेंबर) = याद रखना; depend (डिपेंड) = निर्भर करना; luck (लक) = भाग्य।

# Exercise

## Comprehension

I. Choose the most appropriate answer : (MCQs)

- The number of fish in the pond was :  
(a) five                      (b) three                      (c) two
- The fish which left the pond was :  
(a) lazy                      (b) smart                      (c) wise
- Be wise and never depend on :  
(a) luck                      (b) fishermen                      (c) fish

II. Answer the following questions :

- What did the fishermen say?
- What did the wise fish advise?
- Which fish was not caught?

III. Who said to whom?

- 'Let's leave this pond.' .....
- 'Tomorrow let's throw our net into this pond.' .....
- 'We believe in fate.' .....


## KEEP IN MIND !

• Who का उपयोग

Who का उपयोग वाक्य के प्रारंभ में प्रश्न करने के लिए किया जाता है। Who का अर्थ हिंदी में 'कौन' होता है। Who के बाद वाक्य के अनुसार singular (एकवचन) या plural (बहुवचन) कोई भी क्रिया आ सकती है।

Make questions for the following answers to begin with 'Who' :

- Sarla is my sister.                      .....Who is your sister.....?
- They are your brothers.                      .....?
- I am a student.                      .....?
- We are players.                      .....?



A man had a hen. It laid an egg of gold everyday. The man sold the eggs and became very rich. He was very happy. But he was also very greedy. One day, he thought, "My hen lays only one egg in a day. It gives me only seven eggs in a week. This is very slow. There is a lot of gold in its belly. I shall kill it and get out all the gold."

So he killed the hen. When he cut open its belly, there was no gold inside. Now he realised his mistake and cursed his foolishness. Always remember, greed gives rise to grief, not profit.

### Helpline

hen (हेन) = मुर्गी; laid (लेड) = देती थी; egg (एग) = अंडा; gold (गोल्ड) = सोने का; everyday (एवरिडे) = रोजाना; became (बिकेम) = हो गया; very (वेरी) = बहुत; rich (रिच) = धनी; greedy (ग्रीडी) = लालची; thought (थॉट) = सोचा; lays (लेज) = देती है; week (वीक) = सप्ताह; slow (स्लो) = धीमा; a lot of (आ लॉट ऑफ) = बहुत अधिक; belly (बेली) = पेट; shall get (शॉल गेट) = पा लूँगा; cut open (कट ओपन) = काट डाला; grief (ग्रीफ) = दुख; profit (प्रॉफिट) = लाभ।

# Exercise

## Comprehension

I. Choose the most appropriate answer : (MCQs)

1. Every day, the hen laid an egg of :

(a) iron

(b) silver

(c) gold

2. Hen laid an egg :

(a) weekly

(b) sometimes

(c) everyday

3. The man was :

(a) kind

(b) honest

(c) greedy

3. The men cut the hen's :

(a) neck

(b) leg

(c) belly

II. Answer the following questions :

1. What did the hen lay?

2. How many eggs did the hen lay in a day?

3. What did the man do?

4. What was not there in the belly of the hen?

5. What did the man say?

III. Tick (✓) or cross (✗) against each statement :

1. All eggs were not of gold.

2. The man cut open the belly of the hen.


3. The hen laid seven eggs every day.

4. The man was very wise.

5. The hen laid seven eggs every week.

6. All eggs were of gold.

# Rules of the Road



Nowadays, the roads are very congested. Many people walk on the roads. There is a huge crowd of cyclists. A lot of cars, buses and trucks move on the roads. So there is always danger on the roads. Follow the rules of the road and stay safe.

Always cross the road when it is clear of traffic. See to the right and to the left. Always keep to the left on the roads. Overtake other vehicles from the right. On the crossing, follow the instructions of the policeman.

Observe traffic lights also. These are lights of three colours. Red light means STOP. Yellow light means GET READY. Green light means GO.

## Helpline

congested (कंजेस्टिड) = भीड़-भड़क्के वाली; crowd (क्राउड) = भीड़; cyclist (साइकलिस्ट) = साइकिल सवार; danger (डेंजर) = खतरा; follow (फॉलो) = अनुसरण करो; be safe (बी सेफ) = सुरक्षित हो जाओ; cross (क्रॉस) = पार करो; left (लैफ्ट) = बाएँ हाथ की ओर; keep (कीप) = रहो, चलो; overtake (ओवरटेक) = आगे निकलना; vehicles (वीकल्स) = वाहन; obey (ओबे) = आज्ञा मानना; crossings (क्रॉसिंग्स) = चौराहे; stop (स्टॉप) = रुको; get ready (गैट रेडी) = तैयार हो जाओ।

# Exercise

## Comprehension

I. Choose the most appropriate answer : (MCQs)

1. Nowadays, the roads are very :

(a) wide

(b) congested

(c) wet

2. It is always on the roads.

(a) Danger

(b) Safety

(c) Enjoyment

3. Red light means :

(a) Stop

(b) Get Ready

(c) Go

3. Overtake other vehicles from the :

(a) any side

(b) left

(c) right

II. Answer the following questions :

1. How are the roads nowadays?
2. What do you find on the roads?
3. How should we overtake vehicles?
4. What does the red light mean?
5. When should we cross the road?

III. Read this lesson and complete these sentences :

1. We should follow the rules of the road to .....
2. There is always danger on .....
3. Yellow light means .....
4. When we cross the road, we should see .....

IV. Arrange the following words in correct order and make meaningful sentences :

1. also traffic follow the rules.
2. colours there three are lights of.
3. always danger so there is on roads the.
4. crossing obey on the a policeman.

V. Complete the spellings of the following words :

p .... lic .... man, c .... l .... ur, d .... ng .... r, cl .... .... r.

### KEEP IN MIND !

- Tenses : Present, Past & Future

Look at the following sentences carefully :

1. He is fifty years old now.
2. He was forty-five years old five years ago.
3. He will be fifty-five years old after five years.

आपने उपर्युक्त दिए गए वाक्यों में देखा कि वाक्य (a) present tense को, वाक्य (b) past tense को तथा वाक्य (c) future tense को दर्शाता है।

Again look at the following sentences and their tense written in the brackets :


1. He is writing a letter. *(Present tense)*
2. He wrote a letter. *(Past tense)*
3. He will write a letter. *(Future tense)*

Now, make as many sentences as you can from the following table and write the tense against each sentence in the bracket :

Saanvi	is	barking.
The dog	was	writing a letter.
The teacher	will be	teaching you English.

# Safety First

11



Up the street I look to see,  
If any traffic's near to me;  
Down the street I look as well,  
And listen for a horn or bell.

There's something coming : wait a bit.  
If I run out, I may be hit.

But now the road is really clear,  
No car or motor bus is near;  
I'll run across the road so wide,  
Hurrah! I am safe the other side.

## Helpline

traffic (ट्रैफिक) = यातायात; as well (एज वेल) = भी; a bit (अ बिट) = कुछ क्षण; hit (हिट) = हानि/चोट पहुँचाना; across (अक्रॉस) = पार करना।

# Exercise

## Comprehension

I. Choose the most appropriate answer : (MCQs)

1. We may be hit by the coming vehicle :
  - (a) if we run on.
  - (b) if we wait for a short time.
  - (c) if we wait for a long time.
2. If any bus or car is coming, what should we do?
  - (a) We should not cross the road.
  - (b) We should run across the road.
  - (c) We should wait for a short time.

II. Answer the following questions :

1. What should we see up and down the street?
2. What should we listen to on the road?
3. When should we cross the road?

III. Learn the poem by heart.

IV. Some words are given below. Write these words into groups separately as directed :

*man cat ship bus cycle cyclist boy helicopter train girl horses  
bullock-carts aeroplane car bullocks boat pigs truck submarine  
students cows scooters tonga motorist autorickshaw truck driver  
three-wheeler conductor pilot*

1. People : .....
2. Animals : .....
3. Vehicles : .....

4. Rail transport : .....
5. Water transport : .....
6. Air transport : .....

## KEEP IN MIND!


Preposition का उपयोग

वे शब्द जो किसी noun या pronoun से पहले प्रयुक्त होकर उसका संबंध किसी दूसरे noun या pronoun से स्थापित करें, prepositions कहलाते हैं; जैसे—at, on, of, to, etc.

Fill in the blanks with the following prepositions with the help of the pictures given below :

*by on behind in under*

1. The apple is ..... the table.



2. Rohan is swimming ..... the river.



3. The child goes to school ..... bus.



4. The tree is ..... the house.



5. The dog is ..... the chair.





The earth is round like an orange. It is the only planet to have water. So, it is called the 'Blue Planet'. We live on the earth. It is vast and beautiful. It has big mountains and rivers. Mountains are covered with snow. There are small rocks, streams, waterfalls and springs. There are plains at the foot of the mountains. It has got large forests with wild animals in them. There are lush green fields and gardens. There are many houses on the earth. There are many high buildings as well.

### Helpline

earth (अर्थ) = पृथ्वी; round (राउंड) = गोल; blue planet (ब्ल्यू प्लैनेट) = नीला ग्रह; vast (वास्ट) = बड़ी; beautiful (ब्यूटिफुल) = सुंदर; mountains (माउंटेंस) = पर्वत; rivers (रिवर्स) = नदियाँ; rocks (रॉक्स) = चट्टानें; springs (स्प्रिंग्स) = झरने; plains (प्लेन्स) = मैदान; foot (फुट) = तली; fields (फील्ड्स) = खेत; gardens (गार्डन्स) = बाग; buildings (बिल्डिंग्स) = इमारतें;

# Exercise

## Comprehension

I. Choose the most appropriate answer : (MCQs)

1. The earth is called the :

(a) Green Planet  (b) Red Planet  (c) Blue Planet

2. At the foot of the mountains are :

(a) plains  (b) gardens  (c) rocks

3. The earth is round like an :

(a) melon  (b) orange  (c) apple

II. Answer the following questions :

1. Which planet is called the Blue Planet?

2. Are springs small or big?

3. Where do wild animals live?

III. Fill in the blanks with the appropriate words :

*beautiful many big high*

1. The earth is .....

2. There are ..... houses on the earth.

3. The buildings are .....

4. The mountains are .....

## KEEP IN MIND !

• Is/Are का उपयोग

Fill in the blanks with 'is' or 'are' :

1. The Ganges ..... a river.

2. The earth ..... large.

3. There ..... three dogs.

4. There ..... many rivers.



Oh, look at the moon,  
She's shining up there;  
Oh, mother, she looks  
Like a lamp in the air.

Last week she was smaller.  
And shaped like a bow,  
But now she's grown bigger,  
And round as an O.

### Helpline

look (लुक) = देखो; shining (शाइनिंग) = चमक रहा है; looks (लुक्स) = दिखाई देता है; like (लाइक) = समान; lamp (लैंप) = दीपक; week (वीक) = सप्ताह; smaller (स्मॉलर) = अधिक छोटा; shaped (शेपड) = आकार था; bow (बो) = धनुष; now (नाउ) = अब; grown (ग्रोन) = हो गया है; bigger (बिगर) = अधिक बड़ा; round (राउंड) = गोला।

# Exercise

## Comprehension

I. Choose the most appropriate answer : (MCQs)

1. What is shining up there?

(a) The star



(b) The sun



(c) The moon



2. It is shining like a :

(a) lamp



(b) candle



(c) bulb



3. The previous week, the moon was shaped like a :

(a) bow



(b) arrow



(c) ball



4. But now she's round as an :

(a) O



(b) Q



(c) R



II. Answer the following questions :

1. Who is speaking in the poem?

2. Whom is she speaking to?

3. What does she see in the sky?

4. When was the moon like a bow?

5. How is the moon now?

III. Learn the poem by heart and write it in you exercise book :

IV. Fill in the blanks with the appropriate words :

1. The moon looks like a ..... in the air.

2. Now the moon has ..... bigger.

3. The full moon is like an .....

4. The moon is ..... up there.


## KEEP IN MIND!

- The Adjective : Comparative Degree

कविता में Moon के आकार के लिए दो शब्दों का उपयोग किया गया है—smaller (पहले से अधिक छोटा) तथा bigger (पहले से अधिक बड़ा)। अतः तुलना करने के लिए मूल शब्द में -er जोड़ते हैं।

Add 'er' in the given words and write in the given space :

Words	New Words (Add '-er')
thin	.....thinner.....
small	.....
hot	.....
big	.....
fat	.....
tall	.....



One night, a thief crept into a house. He wanted to steal something from it. The master of the house had a dog. It barked at the thief. He threw a bread to the dog but it did not even sniff the bread. It kept on barking. This woke up the inmates of the house. The scared thief ran away. The dog saved the house. The master happily kissed the dog. He said, "You are a faithful and lovely animal."

## Helpline

thief (थीफ) = चोर; wanted (वांटेड) = चाहता था; to steal (टू स्टील) = चुराना; barked (बार्कड) = भौंका; threw (थ्रू) = फेंका; bread (ब्रेड) = रोटी; before (बिफोर) = सामने; sniff (स्निफ) = सूँघना; kept on (केप्ट ऑन) = करता रहा; woke up (वोक अप) = जाग गए; ran away (रैन अवे) = भाग गया; saved (सेव्ड) = बचा लिया; inmates (इन्मेट्स) = घर में रहने वाले; master (मास्टर) = स्वामी; kissed (किस्ड) = प्यार किया; faithful (फैथफुल) = वफादार; animal (ऐनीमल) = पशु।

# Exercise

## Comprehension

I. Choose the most appropriate answer : (MCQs)

1. It came into a house.

(a) A cat  (b) A thief  (c) A dog

2. The thief's intention was to :

(a) eat  (b) steal  (c) sleep

3. The thief ran away :

(a) happy  (b) sad  (c) scared

II. Answer the following questions :

1. Who came into a house?

2. What did he want?

3. What did the dog do?

4. Who saved the house?

5. What did the master do?

III. Tick (✓) or cross (✗) against each statement :

1. The dog did not eat the bread.

2. There was a dog in the house.

3. The master beat the dog.

4. The dog kept on barking.

5. The dog did not bark again.

IV. Match column 'A' with 'B' and make meaningful sentences :

**A**

1. A thief
2. The inmates
3. The dog
4. The master
5. The thief
6. The dog

**B**

- (i) saved the house.
- (ii) barked at the thief.
- (iii) came into a house.
- (iv) ran away.
- (v) woke up.
- (vi) kissed the dog.

1. .... A thief came into a house.....
2. ....
3. ....
4. ....
5. ....
6. ....

V. Complete the spellings of the following words :

p .... ple,                      an .... m .... l,                      f .... thful,  
br .... d,                      w .... nt .... d.

### KEEP IN MIND !


#### • Forms of the Verbs

प्रत्येक verb की चार forms (रूप) होती हैं II form का उपयोग भूतकाल की घटनाओं के लिए होता है। प्रस्तुत कहानी में सभी घटनाएँ भूतकाल की हैं। अतः उन क्रियाओं की II forms का उपयोग किया गया है।

Here are four forms of verbs, learn them :

I form	अर्थ	II form	III form	-ing form
want	= चाहना	wanted	wanted	wanting
come	= आना	came	come	coming
bark	= भौंकना	barked	barked	barking
eat	= खाना	ate	eaten	eating
throw	= फेंकना	threw	thrown	throwing
run	= दौड़ना	ran	run	running
wake up	= जागना	woke up	woken up	waking up
save	= बचाना	saved	saved	saving
say	= कहना	said	said	saying
love	= प्यार करना	loved	loved	loving

## Directions



When you look at the sun,  
 You are looking to the east.  
 Then behind you is west.  
 On your left hand is north,  
 On your right hand is south.  
 These are the four directions.

### Helpline

when (व्हेन) = जब; look (लुक) = देखते हो; east (ईस्ट) = पूर्व; behind (बिहाइंड) = पीछे; west (वैस्ट) = पश्चिम;  
 on (ऑन) = पर; left (लैफ्ट) = बायाँ; north (नॉर्थ) = उत्तर; right (राइट) = सीधा; south (साउथ) = दक्षिण;  
 directions (डायरेक्शंस) = दिशाएँ।

# Exercise

## Comprehension

I. Choose the most appropriate answer : (MCQs)

1. South lies to our :

(a) left

(b) right

(c) None of these

2. The number of directions is :

(a) two

(b) three

(c) four

3. The sun rises in the :

(a) east

(b) north

(c) south

II. Answer the following questions :

1. How many directions are there?

2. Give the names of all directions.

3. Where does the sun rise?

4. Where is the north?

5. Where is the east?

III. Fill in the blanks and complete the poem :

When you look at the .....,

You ..... the east.

Then ..... you is .....

On your ..... hand is north,

On ..... right hand is .....

These are ..... directions.

## KEEP IN MIND!

### Use of Personal Pronouns

We have read about the pronouns earlier, revise it :

Pronoun : (A) I = मैं, We = हम, You = आप, He = वह (पुरुष), She = वह (स्त्री), They = वे।

Pronoun : (B) My = मेरा, Our = हमारा, Your = आपका, His = उसका (पुरुष), Her = उसका (स्त्री), Their = उनका।

Now, fill in the blanks with appropriate pronouns :

- ..... have your book. *(She, He, You)*
- This is ..... school. *(he, she, our)*
- I am ..... sister. *(her, she, you)*
- ..... is my brother. *(You, We, He)*
- ..... are our friends. *(He, She, They)*
- ..... am her sister. *(He, She, I)*
- We are ..... friends. *(they, their, he)*
- ..... are players. *(I, He, We)*
- She is ..... sister. *(she, I, your)*
- I have ..... book. *(You, their, my)*

# What does the Bee Do?

What does the bee do?  
It collects honey from flowers.



What does the baby do?  
It loves to eat honey.

What does the father do?  
He brings money for the family.



What does the mother do?  
She keeps the money safe.

## Helpline

bee (बी) = मधुमक्खी; home (होम) = घर; collect (कलेक्ट) = एकत्रित; honey (हनी) = शहद; to eat (टू ईट) = खाना; money (मनी) = धन।

# Exercise

## Comprehension

I. Choose the most appropriate answer : (MCQs)

1. Bee brings home :

(a) milk

(b) flower

(c) honey



2. Money is brought home by :

(a) mother

(b) baby

(c) father



3. Mother keeps it safe.

(a) Honey

(b) Bee

(c) Money



II. Answer the following questions :

1. What does the father bring home?

2. Who collects honey from flowers?

3. What does mother do?

4. Who eats honey?

III. Fill in the blanks with the appropriate words and complete the poem :

What does the baby .....

It .....

What .....

He brings .....

What .....

She .....

IV. Complete the spellings of the following words :

b .... i .... g,      ho .... e,      h .... n .... y,      ba .... y,      b .... e.

## KEEP IN MIND!

### Am का उपयोग

आप जानते हैं कि singular subject (एकवचन कर्ता) के साथ सहायक क्रिया is का उपयोग होता है और plural subject (बहुवचन कर्ता) के साथ सहायक क्रिया are का उपयोग होता है। किंतु याद रखिए, यदि कर्ता के स्थान पर I (मैं) का उपयोग हुआ हो तब I के साथ सहायक क्रिया am का उपयोग होता है।

Fill in the blanks with appropriate verbs :

Example : I am sleeping.

1. I ..... a letter. (write)
2. I ..... race. (run)
3. I ..... a mango. (eat)
4. I ..... a book. (read)
5. I ..... a song. (sing)

### Naming Words : Singular & Plural

हम जानते हैं कि nouns, naming words को कहते हैं।

Now, make a list of at least ten nouns, both singular & plural, you have read :

.....  
.....

आपने यह भी पढ़ा है कि number (संख्या) की दृष्टि से nouns दो प्रकार के होते हैं—(a) Singular, (b) Plural.

Now, write all the nouns listed above in separate groups :

Singular : .....

.....

Plural : .....

.....

# Colours in Nature

17

White is the swan,  
White is the duck.  
Black is the night,  
Black are the crows.  
Blue is the sky,  
Blue is the sea.  
Green is the grass,  
Green are the trees.  
Yellow is the leaf,  
Yellow is the moon.  
How many blue,  
How many green;  
Tell me soon,  
Tell me soon.



## Helpline

swan (स्वान) = हंस; duck (डक) = बतख; night (नाइट) = रात्रि; crows (क्रोज) = कौए; grass (ग्रास) = घास, leaf (लीफ) = पत्ती।

# Exercise

## Comprehension

- I. Choose the most appropriate answer : (MCQs)
- The number of colours in the poem is :  
(a) four  (b) five  (c) six
  - The night is of this colour.  
(a) Blue  (b) Black  (c) White
  - The grass is of this colour.  
(a) Green  (b) Yellow  (c) White
- II. Answer the following questions :
- Which colour are described in the poem?
  - Which things are of blue colour?
  - What colour are the ducks?
  - How many green things are there in the poem?
- III. Match the words under column 'A' with the words under column 'B' :
- | A        | B           |
|----------|-------------|
| 1. sea   | (i) white   |
| 2. night | (ii) blue   |
| 3. moon  | (iii) black |
| 4. duck  | (iv) green  |
| 5. grass | (v) yellow  |

IV. Correct the spellings of the following words :

fourst .....

gardun .....

sudenly .....

calour .....

childrun .....

please .....

**KEEP IN MIND!**

Conversation

A guest has arrived at home. So as to know you better, he asks you some questions. With a friend, try to work out replies to his questions.

Here are some of the questions that may be asked by the guest.

1. Hello, what's your name?

..... (Write your name here.)

2. How old are you?

.....

3. May I have a glass of water, please?

.....

4. Who teaches you English?


.....

5. Which game do you like to play?

.....

6. Have you seen the movie 'Iron man'?

.....



It was a very hot day. A fox was roaming around very hungry. In a grove, he saw a few bunches of grapes. But they were very high. The fox jumped up but could not reach them. He tried again and again. Yet he did not reach them. He was very disappointed and dejected. So he said, "These grapes are sour". Then he went away to look for something else.

### Helpline

very hot (बैरी हॉट) = बहुत गर्म; hungry (हंग्री) = भूखा; saw (सा) = देखा; some (सम) = कुछ; bunches (बन्चेस) = गुच्छे; grapes (ग्रेप्स) = अंगूर; very high (बैरी हाई) = बहुत ऊँचे; jumped up (जम्पड अप) = ऊपर उठकर; could not reach (कूड नाई रीच) = नहीं पहुँच सका; tried (ट्राइड) = कोशिश की; again and again (अगेन एण्ड अगेन) = बार-बार; sad (सैड) = दुःखी; sour (साउ) = खट्टे; disappointed (डिसअपॉइंटड) = निराश; dejected (डिजेक्टड) = उदास।

# Exercise

## Comprehension

I. Choose the most appropriate answer : (MCQs)

- The fox saw some bunches of :  
(a) banana  (b) grapes  (c) flower
- The fox was very :  
(a) beautiful  (b) happy  (c) hungry
- He said, "These grapes are" :  
(a) sweet  (b) bitter  (c) sour

II. Answer the following questions :

- How was the day?
- What did the fox see ?
- What did he do?
- Could he get the grapes?
- What did he say?

III. Tick (✓) or cross (X) against each statement :

- The fox tried again and again.
- The fox was very happy.
- The fox was hungry.
- The bunches of grapes were near.
- The fox got the grapes.

IV. Fill in the blanks with the appropriate words :

was reach are saw jumped

- He ..... up.

2. He ..... very sad.
3. The fox ..... bunches of grapes.
4. The grapes ..... sour.
5. He could not ..... them.

V. Write the singular forms of the following words :

Plural form	Singular form
1. foxes	.....fox.....
2. bunches	.....
3. bushes	.....
4. grapes	.....
5. boxes	.....

**KEEP IN MIND !**

- Polite way of asking

Navya wanted the door to be opened. What did she say?

“Mummy, open the door!”

Or “Mom, can you please let the door be open?”


Now work in pairs. Think of polite ways of asking for something you want someone else to do :

Situation	What would you say
1. You haven't brought your pencil. You want to borrow your friend's pencil.	May I borrow ..... .....
2. Someone is talking very loudly. You want them to speak softly so that you can study.	Would you please ..... ..... .....
3. You want a turn on the swing. Someone else is sitting on it.	May I please ..... .....

# Do Good

Do all the good you can,  
In all the ways you can,  
To all the people you can,  
In every place you can,  
At all the time you can,  
With all the zeal you can,  
As long as ever you can.

—J. Wesley



## Helpline

do (डू) = करो; good (गुड) = भलाई; ways (वेज) = प्रकार, ढंग; every (ऐवरी) = प्रत्येक; place (प्लेस) = स्थान;  
with (विद) = से, साथ; zeal (जील) = उत्साह; as long as (ऐज लॉन्ग ऐज) = जब तक; ever (ऐवर) = सदा।

# Exercise

## Comprehension

I. Choose the most appropriate answer : (MCQs)

1. We should do good in :

(a) park  (b) temple  (c) every place

2. We should do good with :

(a) all the zeal  (b) less zeal  (c) None of these

3. We should do good at :

(a) noon  (b) all the time  (c) night

II. Fill in the blanks with the help of this poem :

1. We should do good at .....

2. We should do good in .....

3. We should do good with .....

4. The poet advises us to .....

## KEEP IN MIND !

• Learning to tell the time :



eight o'clock



half-past six



quarter past ten



quarter to five



ten minutes past two

• Match the clocks with the time :



half-past one

twelve o'clock

quarter to three

five minutes past nine



# Half-Yearly Test Paper

(Based on chapters 1 to 11)

Time : .....

Marks : .....

Note : All questions are compulsory.

I. Choose the most appropriate answer : (MCQs)

1. To whom do we owe?

- (a) To our parents  (b) To God  (c) All of these

2. The rich man got the gold shaped like :

- (a) a bracelet  (b) a biscuit  (c) a brick

3. Red light means :

- (a) Stop  (b) Get ready  (c) Go

4. Every day, the hen laid an egg of :

- (a) iron  (b) silver  (c) gold

5. Be wise and never depend on :

- (a) luck  (b) fisherman  (c) fish

II. Fill in the blanks :

1. The rich man did not like to sell his ..... at the outset of famine.

2. Each woman ..... the king to give her the baby.

3. One day ..... fishermen saw the pond.

4. Little words of ..... make this earth a .....

5. He cut ..... its belly.

III. Tick (✓) or cross (X) against each statement :

1. Little deeds of kindness make this earth a pleasure.

2. The rich man never insulted or rebuked anybody.

4. The bee collects honey from flowers.
5. Wise fish saved its life.

IV. Answer the following questions :

1. Who saved the house?
2. Who eats honey?
3. What is the best rule?
4. Where should we do good?
5. What should we see up and down the street?

V. Match the columns :

**A**

1. sea
2. night
3. moon
4. duck
5. grass

**B**

- (i) white
- (ii) blue
- (iii) black
- (iv) green
- (v) yellow

VI. Write the II<sup>nd</sup> form of the following verbs :

- |         |       |            |       |
|---------|-------|------------|-------|
| 1. bark | ..... | 2. love    | ..... |
| 3. come | ..... | 4. want    | ..... |
| 5. run  | ..... | 6. eat     | ..... |
| 7. say  | ..... | 8. wake up | ..... |

VII. Fill in the blanks with appropriate pronouns :

1. .... are players. *(I, He, We)*
2. .... is my brother. *(You, We, He)*
3. We are ..... friends. *(they, their, he)*
4. .... are our friends. *(He, She, They)*
5. This is ..... school. *(he, she, our)*