

Vardhman's


CANVAS

a PREMIER SERIES designed as per the

NEP  
2020

# ENGLISH

## A Closer LOOK



**You Tube**

FREE Videos for Class 1 to 8 on all subjects  
Subscribe <https://www.youtube.com/c/VardhmanBooks>

Anuj Bansal  
B.S. Gupta

Rat  
FROG ROSE WELL  
BOARD SWORD ENGL  
LOOK BAT FORD CAT  
WELCOME Shine BIT Long FAT  
FASHION FOR N Sure BOOK CO

Vardhman's

CANVAS


a PREMIER SERIES designed as per the



# ENGLISH

## A Closer LOOK

- animated videos
- mobile application
- Hybrid Learning through
- test paper generator
- Web support



Anuj Bansal  
B.S. Gupta

Rat  
 FROG ROSE WELL  
 BOARD SWORD ENGL  
 BOOK BAT FORD CAT  
 WELCOME Shine BIT Long FAT ELE  
 Sure BOOK CO

### © Publishers

All rights reserved with the Publishers. No part of this book may be reproduced, stored in a retrieval system, or transmitted, in any form or by any means : electronic, mechanical, photocopying, recording or otherwise, without the prior written permission of the publishers.

### Disclaimer

This teaching material is meant for enlightening students and inculcating the right values in them. It has been published pursuant to an undertaking given by the author/s that the contents do not, in any way whatsoever, violate any existing copyright or intellectual property right. In the event the author/s have been unable to track any source, and if any copyright has been inadvertently infringed, please notify the publisher for any corrective action.

Published by :

**CANVAS Education Group**


An Imprint of Vardhman Books International Pvt. Ltd

Plot No. 16, Sector 10-C, IIInd Floor  
Vasundhara, Delhi/NCR-201012

E-mail : [info@vardhmanbooks.com](mailto:info@vardhmanbooks.com)  
Website : [www.vardhmanbooks.com](http://www.vardhmanbooks.com)

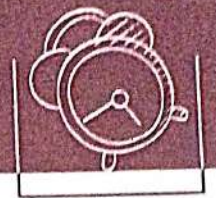
Designed by : Vardhman Designing Unit

Printed at : Vardhman Printline



In the publication of this book, every care has been taken in providing errorless material. Yet if any mistake has crept in, mechanically or technically, the publisher, the author/s and the printer shall not be responsible for the same.





The twelve 21st Century Skills are:



## Learning Skills

- Critical Thinking
- Creativity
- Collaboration
- Communication



## Literacy Skills

- Information Literacy
- Media Literacy
- Technology Literacy



## Life Skills

- Flexibility
- Leadership
- Initiative
- Productivity
- Social Skills

Cross-curricular elements such as the use of proper language of instruction, environmental sustainability, moral values, science and technology, patriotism, creativity and innovation, entrepreneurship, information and communication technology, global sustainability and financial education are applied extensively in skill enrichment zone using five different approaches.



## Art Integration

A



## Subject Link

B



## Fun Task

C



## Experiential Learning


D



## Focus on India

E

## NEP 2020 Key Features



Canvas English (A Closer Look) series is written with do and learn approach incorporating 5E Learning Model. It encourages scientific learning as per NEP 2020 and vision of the National Initiative for Proficiency in Reading with Understanding and Numeracy (NIPUN Bharat). The series aims to prepare students to face globalization based on the 21st century learning skills and makes sensible efforts to shift the education paradigm from rote learning to experiential learning.

### ENGAGE

Student interest is piqued! Students are allowed to make connection with prior experience and a understanding.



### EXPLORE

Students explore the concept through hands-on activities, identify real questions, develop a hypotheses and test variables.



### EXPLAIN

The direct instruction is phase presented in a collaborative fashion. Vocabulary is defined, concepts are explained.



### ELABORATE

Generalisations about the new learning is applied to previous investigations and new hypotheses are tested to draw conclusions.



### EVALUATE

Students evaluate their own learning and prove what they know in writing, conversation and demonstration.



# CONTENTS



PAGE

5

1. O God,  
Thank You!

PAGE

9

2. Bela and  
Her Family

3. On The Bus	15
4. School is Fun	19
5. The Cow	26
6. Cat and Mouse	30
● Good Health	35
7. The Birthday Child	36
8. It is Bela's Birthday	40
9. My Shadow	45
10. Lost in the Market	48
11. The Postman	53
12. The Tailor and The Elephant	56
13. A Little Bird's Song	60
14. Mittu and the Yellow Mango	64
15. Mice are Nice	69
16. Night Guest at Bela's House	73



Model Test Paper-1	79
Model Test Paper-2	80

# 1

## O God, Thank You!



### LET'S CONNECT



Which of these objects are made by God? Put a tick (✓).



Mountain




Computer



River



Human Being



Thank you for mom's sweet, gentle **hugs**,

For Jasmines, roses and little ladybugs.

Thank you for grandma's **yummy** cakes,

For orange juices and mango shakes.

For the warm sunlight on lazy days,

For the rainbow that shortly stays.

Down your grassy hills, I roll round and round,

Then I get **dizzy** and fall on the ground.

For the stars at night that twinkle in the sky,



Wish I was a bird, so I could go that high.  
 And after a long day, I lay my head...  
 So, thanks to dad, who carries me to bed.



### Words to Know

hugs: embraces; yummy: tasty; dizzy: giddy

### Let's Answer



(Based on NEP 2020)

#### A. Complete the sentences with the appropriate words.

- \_\_\_\_\_ is the one, who created the whole world for us.
- Thank you for mom's \_\_\_\_\_
- I want to thank my grandma for \_\_\_\_\_.
- I like to \_\_\_\_\_ on grassy hills.
- I really like mountains, rainbows, birds \_\_\_\_\_  
 \_\_\_\_\_ and \_\_\_\_\_.

#### B. Find the words in the puzzle.

A	D	S	E	M	G
F	L	O	W	E	R
E	A	D	I	S	A
H	U	G	S	D	S
D	S	A	H	E	S
A	D	I	Z	Z	Y

DIZZY

HUGS

GRASSY

WISH

FLOWER



### Value and Life Skills



- Do you believe in God? Name some things that are made by God. Also discuss in class.



**D. Match the words with their beginning letters.**

- |             |       |
|-------------|-------|
| 1. Sunlight | (a) G |
| 2. Dad      | (b) S |
| 3. Grass    | (c) M |
| 4. Mango    | (d) D |

**E. Make your own sentences using the following words.**

1. Orange \_\_\_\_\_
2. Rainbow \_\_\_\_\_
3. Night \_\_\_\_\_

**Listening and Speaking**



**F. Ask the given questions orally. You may ask more questions.**

1. Grandma, makes yummy cakes.
  - (a) Is 'grandma' a letter, a word or a sentence?
  - (b) With which letter does the word 'grandma' begin?
  - (c) How many letters are there in 'grandma'?
  - (d) How many words are there in this sentence?
2. Stars twinkle in the sky.
  - (a) Is 'stars' a letter, a word or a sentence?
  - (b) With which letter does the word 'stars' begin?
  - (c) How many letters are there in 'stars'?
  - (d) How many words are there in this sentence?



## 2

## Bela and Her Family



## LET'S CONNECT



Do you know the different members of a family?


Grandfather



Bela lives with her mother and father. She has an **elder** sister. Her name is Maya. Maya goes to school to study. Bela is alone at home. She has no one to play with. She feels **lonely** and sad. One day, her mother goes to the hospital. Bela goes to see her in the evening. Lo ! She sees that she now has a little brother.

Bela is very happy and **surprised**. Bela's mother says to her, "Come, Bela, and see your **tiny** little brother! He will live with us now. He will be your new friend. Do you like him?"





Bela wants to hold her brother **close**. Maya helps her take their little brother on her lap. Mummy and papa watch as Maya and Bela play with the baby. They say to Maya, Bela and to little Sahil, "We will always be happy now."

Soon they take Sahil home. Bela now has a little friend to **cuddle** and play with.





## Words to Know

elder: *senior*; lonely: *alone*; surprise: *wonder*;  
tiny: *small*; close: *near*; cuddle: *embrace*

## Let's Answer



(Based on NEP 2020)

### A. Complete the sentences with the appropriate words.

1. Bela lives with her \_\_\_\_\_.
2. She has an elder \_\_\_\_\_.
3. Bela feels lonely and \_\_\_\_\_.
4. One day Mummy goes to the \_\_\_\_\_.
5. Bela is very happy and \_\_\_\_\_.

### B. State 'True' or 'False'.

1. Bela goes to school to study. \_\_\_\_\_
2. Bela's elder sister's name is Chaya. \_\_\_\_\_
3. Bela's little brother's name is Sahil. \_\_\_\_\_
4. Bela and Maya meet Sahil in the hospital. \_\_\_\_\_
5. Maya helps Bela take their little brother on her lap. \_\_\_\_\_


## Think and Answer



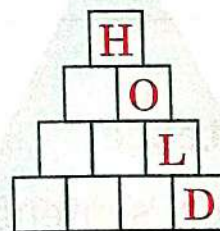
(Analysis Based)

### C. Complete the spelling pyramids and learn spellings.

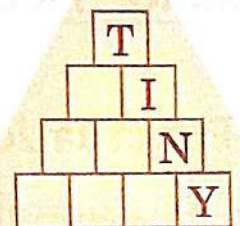
1.



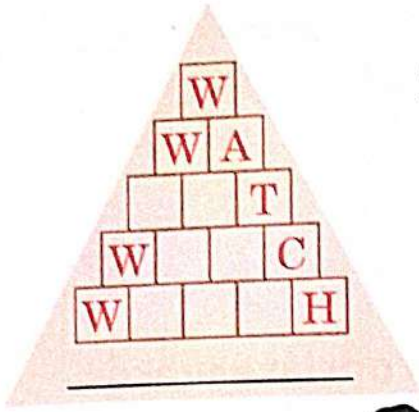
2.



3.




4.



5.



6.



## Value and Life Skills



**D. Work with a friend and ask the given questions. Your friend may ask you the same questions.**

1.

How many people do you have in your family?

2.

What are the names of your father and mother?

3.

Do you have a brother or a sister?  
What are their names?

4.

How many cousins do you have?  
What do you call them?

5.

When are your parents' birthdays?

6.

How do you help your family at home?

## Grammar Hub



(Learning Based)

### Punctuation of a Sentence

**Capital Letter :** Every sentence begins with a capital letter.

*E.g.* Bela is alone at home.

**Full Stop (.)** : A full stop is a small dot used to end a sentence. It shows that a sentence ends at this point.

*E.g.* One day mummy goes to the hospital.

**Question mark (?)** : A question mark is used to end a question sentence. The sentences that begin with *what, where, which, who, when, why, whom* and *how* are usually questions.

*E.g.* Who is alone at home?

### E. Use capital letters and the appropriate punctuation marks.

1. bela is very happy and surprised
2. maya helps her take their little brother on her lap
3. he will live with us now
4. do you like him
5. we will always be happy now

## Listening and Speaking



(Communication)

### F. Listen and recite this poem.

With my cousins I play,  
In a joint family I stay,  
We all enjoy,  
We have fun,

Sometimes we study,  
Sometimes we run.  
We live happily,  
I love my family.

## Creative Writing



### G. Making Questions


We use *what, who, where* and *which* to make questions. These words are called **'Wh'** words.

- o What is used for a thing. (*What do you write with?*)
- o Who is used for a person. (*Who bought the bicycle?*)
- o Where is used for a place. (*Where is your pencil?*)
- o Which is used for a choice. (*Which colour do you like?*)







**Help Bela in making questions for the given situations.**

1. Bela wants to know this boy's name. (*What*)
2. Bela found a pencil. She wants to give it back. (*Who*)
3. Bela wants to buy the cheapest candy. (*Which*)
4. Bela is lost and wants to know location of the hospital. (*Where*)



**Crossroads**  \_\_\_\_\_ (Art Integration)

**H. Paste the picture of your family members and write the relation.**

			
_____	_____	_____	_____
			
	_____	_____	

# 3

## On The Bus



### LET'S CONNECT



Read the conversation between Sneha and Pratik.

Hi, Pratik.  
How do you go to school?  
By bus or van.



So, which means of  
transport you like?

Hello! Sneha.  
I go to school by van but I  
want to go by bus with my  
friends.



I like road  
transport.

- Do you think road transport is good?
- What is the cheapest means of transport?

The **wheels** of the bus

Go round and **round**,

Round and round,

Round and round.


The wheels of the bus,

Go round and round,

All through the town.

The horn of the bus

Goes pom ! pom ! pom !



The horn of the bus  
Goes pom, pom, pom !  
All through the town.



### Words to Know

wheel: a round object that turns around;  
round: circular; horn: a sounding device

## Let's Answer



(Based on NEP 2020)

### A. Tick (✓) the correct answer.

- The wheels of the bus are :  
(a) round  (b) flat   
(c) square
- The bus goes through the :  
(a) village  (b) town   
(c) lake
- The horn of the bus goes :  
(a) pom, pom, pom  (b) ding-dong   
(c) tick-tock

### B. Put the letters in the correct order to make a word.

- W E L H E
- R U D N O
- H R O N
- T H H G R U O
- C L I U R C A R R
- S A G I N L

---

---

---

---

---

---

## Value and Life Skills



- C. Work with your friend and make a chart on means of transport put it on your school notice board.

## Grammar Hub



(Learning Based)

### D. Rearrange these words to make complete sentences.

1. Children school to go.

\_\_\_\_\_

2. Bela first class in came.

\_\_\_\_\_

3. Read write and to teacher teaches.

\_\_\_\_\_

4. Like to I school go to.

\_\_\_\_\_

## Listening and Speaking



(Communication)

### E. Teacher, please read aloud these tongue twisters to the class.

Repeat these tongue twisters after your teacher. First say them aloud slowly. Then say them aloud fast.

1. I scream, you scream, we all scream for ice cream!
2. Peter Piper picked a peck of pickled peppers.
3. I saw Susie sitting in a shoe shine shop.
4. She sells sea shells on the sea shore.
5. Fuzzy-Wuzzy was a bear. Fuzzy-Wuzzy had no hair. Fuzzy-Wuzzy wasn't fuzzy, was he?

## Creative Writing



**F.** How do you go to school every day? Do you go by school bus? Do you go by school bus? Do you walk? Do you go on a bicycle or do you go by car? Do you go with a friend? Write three lines about each picture in your notebook.



## Crossroads



(Maths)

**G.** Write the names of the vehicles you have in your house and count the number of letters each name has :

**Names of Vehicles**

**Number of Letters**

1. \_\_\_\_\_
2. \_\_\_\_\_
3. \_\_\_\_\_
4. \_\_\_\_\_

\_\_\_\_\_

\_\_\_\_\_

\_\_\_\_\_

\_\_\_\_\_

## 4

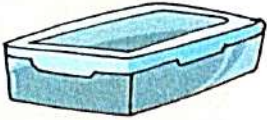
## School is Fun



LET'S CONNECT




Tick (✓) the things you take to school.



Bela is going to school for the first time today. She is happy but she is also a little **afraid**. Bela asks Mother, "Will the other children play with me?"

Mother says, "Bela, be nice to them. And then, all the children will play with you."



Bela gets ready for school. She wears her new blue skirt, white shirt and red tie.



Bela's parents take her to school. Bela's mother says, "Goodbye, Bela. Be good, Bela." Bela's father also says, "Goodbye, Bela. Be good."

Bela says, "Goodbye, Mummy. Goodbye, Papa."

Bela goes into her classroom. Her classroom has clean white walls. It has little yellow tables and chairs. There are many beautiful pictures on the wall.



Bela says 'Hello' to her new classmates. Her classmates say 'Hello' to her too.

Bela's teacher is Mrs Swati. She comes and says, "Good morning children."

All the children say, "Good morning, Mam." Mrs Swati talks to the children **kindly**. She takes them out to play. All the children are very happy.

It is **soon** time to go home. Bela's mother and father come to take Bela home. Bela **waves** to her new friends. She says, "Goodbye, Sara. Goodbye, Jackie." Sara and Jackie wave to her too.

"Goodbye, Bela," they say.

Bela is happy. She had fun at school.



### Words to Know

**afraid:** feeling or frightened **fear;** **kindly:** pleasantly; **soon:** quickly; **waves:** moves hand

## Let's Answer



(Based on NEP 2020)

### A. Tick (✓) the correct answer.

1. Bela is going to school for the :

(a) first time  (b) second time

(c) third time

2. Bela's parents took her to :

(a) market  (b) temple

(c) school

3. Bela's teacher was :

(a) Mrs Prachi

(b) Mrs Kriti

4. Bela's friends were :

(a) Ria and Jack

(b) Sara and Jackie

### B. State 'True' or 'False'.

1. Bela was not afraid of going to school.
2. Bela's parents took her to school.
3. Bela's classroom had pink walls.
4. Mrs Swati was very kind.
5. Bela had fun at school.

---

---

---

---

---

### Think and Answer




(Analysis Based)

### C. Write and learn the names of the different parts of your school uniform.



1. \_\_\_\_\_
2. \_\_\_\_\_
3. \_\_\_\_\_
4. \_\_\_\_\_
5. \_\_\_\_\_
6. \_\_\_\_\_



### Value and Life Skills



- D. Do you remember the first day of your school? Share your experience with your friends or classmates.



This is Bela's puppy.



This is Bela's school.



They are Bela, Maya and Sahil.



This is Bela's crayons.



*Bela, Maya and Sahil are names of people. Puppy is the name of an animal. School is the name of a place. Crayons is the name of a thing.*

Words that refer to people, animals, places or things are known as **nouns**.

**E. Place the nouns in the correct column.**

1. Park

2. Ali

3. Lion

4. Temple

5. Cow

6. Hospital

7. Pen

8. Father

9. Child

10. Doll

11. Goat

12. Ball

Place

Animal

Person

Thing

\_\_\_\_\_

\_\_\_\_\_

\_\_\_\_\_

\_\_\_\_\_

\_\_\_\_\_

\_\_\_\_\_

\_\_\_\_\_

\_\_\_\_\_

\_\_\_\_\_

\_\_\_\_\_

\_\_\_\_\_

\_\_\_\_\_

**Listening and Speaking**



(Communication)

**F. Read this story to children, stop at the coloured words. Ask them to raise their right hand —if it's a person, left —if it's a place, or both —if it's a thing.**

It was my summer vacation in my **school**. My **dad** planned a visit to **Mount Abu**. We were very excited to reach the **railway station**. There were lots of **passengers** waiting for the **train**. Soon the train arrived,


and everyone started entering in. In the train, the **ticket-master** asked us to show our **tickets**. When we reached Mount Abu; we hired a **taxi** and went to a **hotel**.

We visited many places, such as the **Dilwara Temple**, the **Zoo**, and shopping **malls**. That was how I spent my vacation.

## Creative Writing



G. Here is a picture of a classroom. Label the things you can see in this classroom.



Now, with the help of this picture and the words you have labelled, write a short essay about the classroom in your notebook :

This is a big classroom. It has a fan...

---

---

---

---








---

Crossroads



(GK and Art)

H. These are the things that you carry in your school bag every day. Write their names and colour the bag too.

<p>1</p>  <p><input type="text"/></p>	<p>2</p>  <p><input type="text"/></p>	<p>3</p>  <p><input type="text"/></p>	<p>4</p>  <p><input type="text"/></p>
 <p><input type="text"/></p>			<p>5</p>  <p><input type="text"/></p>
			<p>6</p>  <p><input type="text"/></p>

## 5

## The Cow



## LET'S CONNECT



Write the names of some domestic, wild and aquatic animals in the space provided:

Domestic

Wild

Aquatic

---



---



---



---



---



---



---



---



---



---




---



---

The friendly cow, all red and white,  
 I love with all my heart,  
 She gives me cream with all her might,  
 To eat with apple tart.  
 She wanders lowing here and there,  
 And yet she cannot stray,  
 All in the pleasant open air,  
 The pleasant light of day,  
 And blown by the winds that pass,  
 And wet with all the showers,  
 She walks among the meadow grass,  
 And eats the meadow flowers.

— Robert Louis Stevenson





## Words to Know

might: power; tart: cup-shaped biscuit; wander: move here and there; lowing: a low sound of cattle; stray: to wander; pleasant: pleasing; blown: carried away; meadow: grassland


## Let's Answer



(Based on NEP 2020)

### A. Look at the picture and fill in the blanks.

1. This is a \_\_\_\_\_.
2. It has \_\_\_\_\_ legs.
3. It has \_\_\_\_\_ ears.
4. It likes to eat \_\_\_\_\_.
5. It has \_\_\_\_\_ colours.



### B. Find the following words in this word puzzle.

P	G	M	P	O
C	R	E	A	M
L	A	A	P	T
F	S	D	P	O
U	S	O	L	Y
C	O	W	E	Z



GRASS

APPLE

MEADOW

CREAM

COW

## Value and Life Skills



- C. Take the students to a poultry farm and tell them about the poultry product which we get from the domestic or farm animal.



## Compound Words

A compound word is made when two words are joined together.

E.g. butter + fly = butterfly

birth + day = birthday

### D. Make compound words.

1. sun + light = \_\_\_\_\_

2. lip + stick = \_\_\_\_\_

3. bed + room = \_\_\_\_\_

4. eye + ball = \_\_\_\_\_

5. hair + brush = \_\_\_\_\_

### E. Underline the compound words and write in the space provided:

1. I need a newspaper. \_\_\_\_\_

2. We will meet you in the afternoon. \_\_\_\_\_

3. Put the flower in the flowerpot. \_\_\_\_\_

4. Butterfly loves to fly. \_\_\_\_\_

5. This is my new cupboard. \_\_\_\_\_

## Listening and Speaking



(Communication)

F. Your teacher will call out the names of some colours. Take turns to name one object of each colour.

### Teacher's Note:

Call out the colours one by one. Children can take turn to name things of each colour.  
red, white, pink, black, brown, yellow, blue, green, purple





### Our Senses

We have five senses. We use these sense to learn about the things around us.

G. Use your senses for writing a description of a *lassi*.

(We hear) pouring of <i>lassi</i> _____	(We taste) cream and milk sweet and salty _____	(We see) colour of <i>lassi</i> _____
(We touch) hot or cold _____	(We smell) smell of <i>lassi</i> _____	




### Crossroads



(Art Integration)

H. Colour the cow using crayons given below.



## 6

## Cat and Mouse



## LET'S CONNECT



Fill in the blanks as shown to give the cries of these animals.

1. | roar




2. | \_\_\_\_\_




3. | \_\_\_\_\_




4. | \_\_\_\_\_



5. | \_\_\_\_\_




6. | \_\_\_\_\_



Cat bit the mouse's tail off and said, "I will not give you your tail, till you go to the cow and get me some milk."

First he leapt, and then he ran, till he came to the cow and so began :

"Cow, give me milk, so I can give your milk to the cat, so the cat can give me my tail back." "No," said the cow. "I




will give you no milk, till you go to the farmer and get me some hay.”

First he leapt, and then he ran, Till he came to farmer and so began :

“Farmer, give me hay, so I can give hay to the cow, so cow can give me milk, so I can give the milk to the cat, so cat can give me my tail back.”

Farmer gave mouse hay, and mouse gave hay to the cow, and cow gave milk to the mouse and mouse gave milk to the cat and cat gave the tail to the mouse.



### Words to Know

leapt: jumped; hay: fodder



**A. Tick (✓) the correct answer.**

1. Who bit the mouse's tail off?
 

(a) A lady	<input type="checkbox"/>	(b) A dog	<input type="checkbox"/>
(c) A cat	<input type="checkbox"/>		
  
2. The cow asked the mouse to go to :
 

(a) the policeman	<input type="checkbox"/>	(b) the farmer	<input type="checkbox"/>
(c) the tailor	<input type="checkbox"/>		
  
3. The mouse asked the farmer to give him :
 

(a) milk	<input type="checkbox"/>	(b) hay	<input type="checkbox"/>
(c) tail	<input type="checkbox"/>		

**B. Answer the following questions.**

(Understanding Based)

1. What did the cat ask mouse for?
2. Where did the cow want the mouse to go to?
3. What did the cow ask for?
4. Who gave mouse hay?
5. How did the mouse get his tail back?

**Think and Answer**



(Analysis Based)

**C. Mouse wants his tail. Guide him step by step for getting his tail back.**



- |          |   |                          |
|----------|---|--------------------------|
| 1st step |   | Cat will give tail back. |
| 2nd step | → | Farmer will give hay.    |
| 3rd step |   | Cow will give milk.      |

D. Make two columns in your notebook, one for 'similarities' and one for 'differences'. Then compare and write the characteristics of a cat and a mouse in these columns.

### Cat

Living thing  
drinks milk  
thick tail  
four legs



### Mouse

Living thing  
eats cheese  
thin tail  
four legs



## Value and Life Skills



E. Using stuffed animal props, talk with your friends about the proper way to hold the pets and play with pets.

## Grammar Hub



(Learning Based)

### Pronoun

A word that is used in the place of noun is called pronoun.

E.g., 1. Mahi is a good girl. **She** helps **her** classmates.

2. Alia has a dog. **It** is white in colour.

The highlighted words are pronouns. They come in place of underlined words.

F. Tick (✓) the correct pronoun :

1. Megha loves dogs. (She/He) feeds street dogs everyday.

2. Ankit and I are classmates. (We/They) study together.

3. (They/It) have the best dancer in town.


4. (I/Me) like green vegetables.

5. This is my photograph. (I/They) am in red frock.

## Creative Writing



G. Look at the picture and write five sentences about it:



---

---

---

---

---

## Fun Task



H. Cut pictures of animals (2 of each animal) out of magazines or colouring books. Pin one picture on each children's back. All the children should move around the room behaving like the picture of the animal on their back. The object is for the children to locate their matching animal.

# Good Health

Good health comes from knowing the needs and requirement of our body. It is important to take care of our body.



The first rule of good health is to eat, sleep and wake up on time. One must not over eat or eat unhealthy food.

One must eat a balance diet which includes vitamins, minerals, proteins and carbohydrates. Eat fresh fruits and drink a lot of water.



It is also important to exercise and keep fit. Good health is the foundation of happy life and of all meaningful activities.

## 7

## The Birthday Child



## LET'S CONNECT



Which of these will you see at a birthday party? Put a tick (✓).



Everything's been different,  
 All the day long.  
 Lovely things have happened,  
 Nothing has gone wrong.  
 Nobody has scolded me,  
 Everyone has smiled.  
 Isn't it delicious  
 To be a birthday child?

—Rose Fyleman





## Words to Know

lovely: pleasant; happened: occurred; wrong: incorrect; scolded: rebuked; smiled: laughed; delicious: tasty

## Let's Answer



(Based on NEP 2020)

### A. Fill in the blanks using suitable words.

1. \_\_\_\_\_ been different.
2. Lovely \_\_\_\_\_ have happened.
3. Nothing has gone \_\_\_\_\_.
4. Everyone has \_\_\_\_\_.
5. It's \_\_\_\_\_ to be a birthday child.

### B. Maya made four lists of items for the birthday party in a hurry. So she put some wrong items in the lists. Cross out the wrong one from each list.

1. lemonade, milk, tea, coffee, rain
2. cake, toffee, chocolate, balloon, chips
3. apple, mango, potato, orange, banana
4. cups, chairs, saucers, plates, spoons

## Value and Life Skills



- C. Imagine your friend have birthday soon. What will you do to make his/her birthday special?



## Adjective

A word that describes a noun is known as adjective.

*For example,* beautiful card.

The word 'beautiful' describes the noun 'card'. It is a describing word.

### D. Underline the adjectives and circle the nouns.

1. Bela wears a red shirt.
2. It was a dark night.
3. Sahil has a brown shirt.
4. That is a huge elephant.

### E. Find five adjectives describing your classroom or things in it and write them in the space given :

\_\_\_\_\_

size

\_\_\_\_\_

shape

\_\_\_\_\_

age

\_\_\_\_\_

weather

\_\_\_\_\_

colour

## Creative Writing



### F. Complete the poem using rhyming words.

blue

yellow

red

green

white

purple

Let's start with white,  
Now no one should fight.

Mr Sun is \_\_\_\_\_,

Look at him and say hello.

Why are trees \_\_\_\_\_?

Because they make a beautiful scene.

I am thinking of \_\_\_\_\_,

Can you give me some clue?

Teacher likes \_\_\_\_\_,

She told us to sit in a circle.

I don't know what to rhyme with \_\_\_\_\_,

So this is the end.

## Crossroads



(Art Integration)

- G. Make a birthday card for your best friend. You can put this message on it.**

FOR SOMEONE  
AS DEAR AND AS  
SPECIAL AS YOU...  
ONLY THE  
HAPPIEST WOULD DO  
HAPPY BIRTHDAY  
HAPPY HAPPY  
DAY ...

## 8

## It is Bela's Birthday



## LET'S CONNECT



Work in pairs. Find these words in the word maze given below.

A	P	A	U	N	T	Z	U	N	C	L	E	O
G	R	A	N	D	F	A	T	H	E	R	S	C
R	M	O	T	H	E	R	M	O	L	A	B	C
A	D	G	K	T	H	H	F	A	T	H	E	R
A	A	B	B	R	O	T	H	E	R	S	V	V
A	G	R	A	N	D	M	O	T	H	E	R	E
S	I	S	T	E	R	P	L	L	K	R	Y	T



GRANDFATHER  
GRANDMOTHER  
MOTHER  
SISTER  
FATHER  
UNCLE  
BROTHER  
AUNT

It is 13 October. Today is Bela's birthday. She is very happy. She jumps out of bed even before mother comes to **wake** her up. Her mother gives her a kiss and she runs to get ready. She is very excited.

"Happy Birthday, Bela", says Maya, father and mother. They are happy to see her **excited**. Her parents put a beautifully **wrapped** packet in her hands. Bela opens the ribbon on the top **eagerly** and finds a beautiful card and a new pink frock.

Bela says, "Thank you, mother. Thank you, father. I love my new frock! It is so pretty."



Bela's sister, Maya gives her a book. It is full of tales about **fairies**. Bela wants to start reading the book at once. She thanks her sister for giving her such a lovely gift. She is very happy with all her presents.

In the evening, there is a party. All her friends come to wish her. The room is filled with ribbons and balloons. Mother has **baked** a big chocolate cake. It is Bela's sixth birthday. Mother says, "Come on children, let us cut the cake". Bela cuts the cake and all her friends clap and sing the happy birthday song for her.



*'Happy Birthday to you  
Happy Birthday dear Bela*

*Happy Birthday to you  
Happy Birthday to you.'*

When they finish singing, there is a sudden knock on the door. It is Bela's uncle ! He has come from Delhi to wish Bela. He has brought a new bicycle for Bela. Her new cycle is red in colour. It looks beautiful. It has a tiny bell that does 'tring-tring'. Bela is delighted with this wonderful gift. It is time for the party to get over.

As Bela goes to bed, she feels that though birthday comes only once a year, it is great fun.



### Words to Know

wake: get; excited: happy; wrapped: covered;  
eagerly: keenly; fairies: ladies with magical  
powers; baked: cooked in an oven

**A. Tick (✓) the correct answer.**

1. Today is Bela's :

(a) exam day

(b) sports day

(c) birthday

2. Her parents gave her :

(a) a new yellow frock

(b) a new red frock

(c) a new pink frock

3. Bela's sister Maya gave her a :

(a) toy train

(b) new bicycle

(c) book

4. Bela's uncle had come from :

(a) Mumbai

(b) Delhi

(c) Kolkata

**B. Fill in the blanks with the correct words.**

1. Bela was very happy with all her \_\_\_\_\_.

2. In the evening, there was a \_\_\_\_\_.

3. The room was filled with ribbons and \_\_\_\_\_.

4. It was Bela's \_\_\_\_\_ birthday.

5. Bela's new cycle was \_\_\_\_\_ in colour.

**C. Answer the following questions.**

(Understanding Based)

1. When is Bela's birthday?

2. What did Bela's parents give her?

3. Who had baked the big chocolate cake?

4. Who had come from Delhi to wish Bela on her birthday?

5. What had her uncle brought for Bela?
6. Did Bela enjoy the party?

## Think and Answer



(Analysis Based)

**D. Maya described Bela's birthday, but she got everything mixed up. Can you help her to put the sentences in order?**

1. Bela cut the birthday cake.
2. Bela's parents put a beautifully wrapped packet into her hands.
3. Bela's friends clapped and sang the happy birthday song for her.
4. It was time for the party to get over.
5. Bela's sister gave her a book.

## Grammar Hub



(Learning Based)

### Verb

Verbs are words that show an action, occurrence or state of being.

E.g. 1. The mother **ironed** the clothes. (action)

2. He **feels tired**. (state of being)

The highlighted words are verbs. They show the action and state of a subject.

**E. Fill in the blanks using suitable verbs.**

1. Sidhartha \_\_\_\_\_ the kitchen.
2. Rohan \_\_\_\_\_ a bike.
3. The mother \_\_\_\_\_ a chocolate cake.
4. She \_\_\_\_\_ a song in the concert.
5. The train \_\_\_\_\_ at 2'O clock.

# Listening and Speaking



## Teacher's Note:

Read out this listening text to the class.



It is Juhi's birthday. She is very happy. She is going to get presents and cut a cake. She is going to have a party. Her father is having a big party for her. There will be pony rides. Juhi is so happy. It is a good birthday. Everyone is happy because they got really big goody bags with candies.

## F. Listen to your teacher and state 'True' or 'False'.

1. It is Ruhi's birthday. \_\_\_\_\_
2. She is not going to get a cake on her birthday. \_\_\_\_\_
3. The party will have swimming lessons and merry-go-round. \_\_\_\_\_
4. It is a good birthday. \_\_\_\_\_
5. Everybody is happy because they get really big goody bags with candies. \_\_\_\_\_

## Creative Writing



## G. Don't you like to celebrate your birthday? Why? Write three sentences.

You may begin like this :

I like to celebrate my birthday because \_\_\_\_\_  
\_\_\_\_\_  
\_\_\_\_\_

## Crossroads



(Art Integration)

## H. It is your birthday, invite your friend on your birthday party. Make an invitation card.

# 9

## My Shadow



LET'S CONNECT



Match each object with its shadow.

1.



2.



3.



4.



a.




b.



c.



d.



I have a little shadow  
 That goes in and out with me  
 And what can be the use of him  
 Is more than I can see  
 He is very very like me,  
 From the heels upto the head  
 And I see him jump before me  
 When I jump into my bed.

—R.L. Stevenson



## Words to Know

shadow: dark image; heels: the back part of feet;  
jump: hop

## Let's Answer



(Based on NEP 2020)

### A. Fill in the blanks, choosing a word from the box.

jumps, goes, use, boy

1. The shadow always \_\_\_\_\_ with the boy.
2. The boy cannot see any \_\_\_\_\_ for the shadow.
3. The shadow looks just like the \_\_\_\_\_.
4. If the boy jumps, the shadow also \_\_\_\_\_.

### B. Answer the following questions.

(Understanding Based)

1. What goes with the boy?
2. How does the shadow look?
3. Where does the poet see the shadow jump?

## Grammar Hub



(Learning Based)

### Regular Plurals

Plurals are words that mean 'more than one'. Cat becomes cats and girl becomes girls.

Rules for making regular plurals :

1. For most nouns, just add **-s** at the end of the word.  
hand—hands; door—doors
2. For nouns ending with **s, x, ch** or **sh**, add **-es** at the end of the word.  
box—boxes; wish—wishes  
watch—watches; bus—buses

3. For nouns ending with **y**, change **y** into **i** and add **-es** at the end of the word.

baby—babies; candy—candies

**C. Match singulars with their plurals.**

1. book

2. dish

3. rabbit

4. pencil

5. fly

a. pencils

b. books

c. flies

d. rabbits

e. dishes

**D. Colour the boxes with the correct plurals in them.**

dress :

cherry :

kite :

**Creative Writing**

**E. Measure the position of your shadow during morning, afternoon and evening. Write the changes in all the position of shadow.**

---

---

---

---

---

---

---

**Crossroads**



(Science)

**F. Use building blocks to make shapes you can draw around. How does the shadow change if you rotate the block? Is the shadows different at different times of a day?**



## LET'S CONNECT



Write these words in alphabetical order.

In alphabetical order, we follow the order of letters of the alphabet. 'A' comes first, then B, C, D and so on.

1. doll, mother, hand, puppy
2. happy, kissed, black, white
3. market, hugged, dress, loudly
4. kind, children, toy, hat

---



---



---



---

One day, Bela went to the **market** with her mother. She saw a beautiful doll in a toy shop. The doll wore a yellow dress and a black hat. Bela liked the doll. She let go off her mother's hand to see the doll more **closely**. She stood there for sometime.



Just then she saw some children playing with the white puppies. She started playing with them. She was very happy.




After sometime, she looked around. She did not find her mother. She started **crying loudly**.

A boy saw her crying. He asked her, "Why are you crying?" Bela said, "I'm lost, I cannot find my mother."

The boy said, "Don't cry, we will find your mother." Bela and the boy walked for sometime. They found Bela's mother.

Bela's mother looked at the boy and said, "Thank you, you are very **kind**." She looked at Bela and said, "Do not let go off my hand now." Bela smiled and said, "No, mother. I will never do it again."

Bela's mother **hugged** and kissed her.





## Words to Know

market: place for sale and purchase of things;  
 closely: nearly; crying: weeping; loudly: in a  
 screaming manner; kind: gentle; hugged: embraced

## Let's Answer



(Based on NEP 2020)

### A. Tick (✓) the correct answer.

1. Where did Bela go with her mother?

(a) zoo

(b) market

(c) park

2. The doll wore a :

(a) green dress

(b) pink dress

(c) yellow dress

3. Bela let go off her mother's hand to :

(a) buy the doll

(b) to see the doll

(c) to play with the children

4. Who saw Bela crying?

(a) a boy

(b) a girl

(c) an old man

### B. Answer the following questions.

(Understanding Based)

1. What was the doll wearing?

2. With what were the children playing?

3. Who was lost in the market?

4. Who saw Bela crying in the market?

5. What did Bela's mother tell the boy?

## Think and Answer



(Analysis Based)

C. Choose the correct babies from the box and write them in the blanks.

cub

puppy

duckling

owlet

lamb

piglet

1. dog \_\_\_\_\_ puppy

3. owl \_\_\_\_\_

5. sheep \_\_\_\_\_

2. duck \_\_\_\_\_

4. pig \_\_\_\_\_

6. lion \_\_\_\_\_

## Value and Life Skills



D. Do you remember any incident when you lost from your parents? Ask the question in your class. Know the interest stories of your classmates.

## Grammar Hub



(Learning Based)

Read the following sentences.

1. I am a doctor.
2. Sarthak is an intelligent boy.
3. You are my cousin.

We use **am** with I, **is** with one person and **are** with many person and with you.

E. Fill in the blanks with **is/are/am** :

1. I \_\_\_\_\_ a farmer.
2. Rohan \_\_\_\_\_ a soldier.
3. You \_\_\_\_\_ a dancer.

4. The book \_\_\_\_\_ on the table.  
5. The dogs \_\_\_\_\_ barking.

## Listening and Speaking \_\_\_\_\_ (Communication)


- F.** Imagine that you lost your way in a jungle. It was evening. No one was there. Finally your father came and took you home.  
Tell your partner why you went to the jungle, what you saw, what you heard, what you felt. Listen to what he says.

## Creative Writing

- G.** Write five sentences in your notebook on what you would like to be when you grow up. Draw a picture in your drawing book of what you will look like.

## Fun Task

- H.** Help the boy find Bela's mother.



# 11

## The Postman



LET'S CONNECT



Find these words in the word maze given below.

X	P	U	P	I	L	B
H	I	O	D	A	F	A
T	D	O	C	T	O	R
F	M	V	N	B	P	B
Z	Y	U	I	C	Q	E
C	O	B	B	L	E	R
P	O	S	T	M	A	N




DOCTOR

POSTMAN

PUPIL

COBBLER

BARBER



Bring me a letter, postman!

Bring me a letter, do !

Tomorrow at the garden gate

I will wait for you.

Bring one from the fairy

Who says she'll come to tea.

Then I will put on my party frock,  
How lovely that will be.

And please, Oh Mr Postman

If fairies you know none,

Write me a letter from yourself,

And bring it just for fun.

—Alice Todd



## Words to Know

bring: to fetch; postman: a person who brings us letters; garden: greenery with flowers and fruits;

wait: to stay; none: not any; just: only

## Let's Answer



(Based on NEP 2020)

### A. Tick (✓) the correct answer.

1. Who is the little girl talking to?

(a) watchman

(b) postman

(c) fairy

2. From whom does she want a letter?

(a) her mother

(b) her friend

(c) fairy

3. Where will the girl wait for the postman?

(a) at the school gate

(b) at the garden gate

(c) at the church gate

### B. Answer the following questions.

(Understanding Based)

1. Who brings our letters?

2. Why will the girl wear a party frock?

3. Do you think the girl likes receiving letters?

4. Do you like getting letters? Do you write to anyone?



## C. Make new words.

- |                 |      |                  |
|-----------------|------|------------------|
| 1. Dining _____ |      | 2. Mon _____     |
| 3. Sun _____    | room | 4. Drawing _____ |
| 5. Bed _____    | day  | 6. Living _____  |
| 7. S _____      |      | 8. Bl _____      |
| 9. Tr _____     | end  | 10. Fri _____    |

## Listening and Speaking



(Communication)

- D. You know there are many people who help us to make our life easy. Who do you think is the most important person? Discuss in the class.

## Creative Writing



- E. Write a few lines on any one of the following persons who help us. Write your views in your notebook.

1. The Postman

2. The Tailor

## Crossroads



(EVS and Art)

- F. Make a chart or project on different types of our helpers. Also collect some facts about them using internet. Discuss about it in the class or with your friends.

# The Tailor and The Elephant



## LET'S CONNECT




What is special about these animals? Match them.

1.



2.



3.



4.



5.



a.  
stripes

b.  
spots


c.  
mane

d.  
shell



e.  
trunk

Bholu the elephant was daily went to the river for a bath. On his way to the river, Bholu passed through the bazaar. Malu the tailor had a shop in the bazaar. He made colourful pants and shirts for children.

Malu liked Bholu very much. He waited for him to come at the fixed time. He gave him bananas, fruit and bread. They became friendly with each other. Bholu used to put his trunk inside the shop. Malu always gave him something to eat.



One day, Malu wanted to play a **trick**. When Bholu came he did not **welcome** him. He did not give Bholu anything to eat. When Bholu put his trunk inside the shop, Malu took out his **needle** and **pricked** Bholu's trunk. Bholu cried and ran away in pain.




Two days later, Bholu came down to the river and filled his trunk with water. He reached Malu's shop and threw water everywhere. All the new clothes in the shop became wet.

Bholu shook his trunk and said, "An elephant never forgets".

Malu said, "I am sorry, Bholu. Let's be friends again".

Malu and Bholu became good friends.

 **Words to Know** way: road; river: stream of flowing water; tailor: one who makes clothes; friendly: familiar; trunk: elephant's nose; trick: plan; welcome: greet; needle: pointed object; pricked: to pierce



**Tick (✓) the correct answer.**

1. Bholu was a / an :

(a) lion

(b) bear

(c) elephant

2. Malu was a :

(a) farmer

(b) postman

(c) tailor

3. Who become friend with Bholu?

(a) Mabou the barber

(b) Abu the painter

(c) Malu the tailor

**B. Fill in the blanks.**

1. On his way to river, Bholu passed through the \_\_\_\_\_ .

2. Malu made \_\_\_\_\_ pants and \_\_\_\_\_ for children.

3. Bholu used to put his \_\_\_\_\_ inside the shop.

4. One day Malu wanted to play a \_\_\_\_\_ .

5. Bholu cried and ran away in \_\_\_\_\_ .

**C. State 'True' or 'False'.**

1. Malu the tailor had a shop in the *bazzar*.

---

2. Malu did not like Bholu.

---

3. Malu always gave Bholu something to eat.

---

4. An elephant never forgets.

---

5. Malu and Bholu never became friends again.

---

**D. Answer the following questions.**

(Understanding Based)

1. Where was Bholu taken daily for a bath?
2. What did Malu give Bholu the elephant?
3. What trick did Malu play on Bholu?
4. How did Malu's new clothes become wet?

**Value and Life Skills**



- E.** Do you ever visit to the zoo? Is it right to keep the wild animals into cages? Why or why not? Give reason.

**Grammar Hub**



(Learning Based)

**F. Match the following.**

- |                                    |                 |
|------------------------------------|-----------------|
| 1. A person who brings letters     | a. a tailor     |
| 2. A person who makes the clothes  | b. an artist    |
| 3. A person who flies an aeroplane | c. a sailor     |
| 4. A person who sails a ship       | d. an astronaut |
| 5. A person who flies a spaceship  | e. a pilot      |
| 6. A person who draws or paints    | f. a postman    |

**Crossroads**



(EVS)

- G.** Spread some awareness about the behaviour towards animals by making some posters and put it on the school noticeboard.

13

# A Little Bird's Song



LET'S **CONNECT**




Guess the word and fill in the blank.

N is for \_\_\_\_\_



The birds make their nest on the branches of the tree. They also sing sweet songs.



Sometimes I've seen,  
Sometimes I've heard,  
Up in the tree  
A little bird.  
Singing a song,  
A song to me,  
A little brown bird  
Up in the tree.  
Sometimes he **stays**,  
Sometimes he sings,  
Then to the wind  
He **spreads** his **wings**,  
Flying away,

Away from me,  
A little brown bird  
Up in the tree.

—Margaret Rose



### Words to Know

stays: to stop; spreads: to stretch;  
wings: feathers

### Let's Answer



(Based on NEP 2020)

#### A. Tick (✓) the correct answer.

1. Where does the poet see the bird?

(a) Up in the tree

(b) Up in the sky

(c) Up in the air

2. What does the bird sing?

(a) A poem

(b) A song

(c) A lullaby

3. It is a little :

(a) brown bird

(b) black bird

(c) white bird

#### B. Fill in the blanks.

1. The poet sees the \_\_\_\_\_ up in the tree.

2. The bird sings a \_\_\_\_\_.

3. The bird spreads his \_\_\_\_\_ and \_\_\_\_\_ away.

## Think and Answer



(Analysis Based)

### C. Here are four riddles for you :

1. I live on trees. I love bananas.  
I am naughty. Who am I? \_\_\_\_\_
2. I am called man's best friend.  
I guard his house. I am very faithful.  
Who am I? \_\_\_\_\_



## Value and Life Skills



- D. What will you do if you found an injured bird? How will you take care of it?

## Grammar Hub



(Learning Based)

### Articles

There are three articles in English language. These are 'a', 'an' and 'the'.

'A' is used before the words which start with a consonant sound.

'An' is used before the words which start with a vowel sound.

*For example :* a boy, a car, an apple, an umbrella, etc.

'The' is used to specify a noun. It is also used before the names of rivers and mountain ranges, famous buildings, holy books, newspapers and natural bodies.

*For example :* the Ganga, the Himalayas, the Taj Mahal, the Ramayana, the Times of India, the Earth, the moon, the sun, etc.

**E. Fill in the blanks with a, an or the.**

1. \_\_\_\_\_ boy ate \_\_\_\_\_ apple.
2. Have you read \_\_\_\_\_ Gita?
3. I want to see \_\_\_\_\_ Red Fort.
4. She fried \_\_\_\_\_ egg with \_\_\_\_\_ tomato.
5. His brother ran to catch \_\_\_\_\_ ant and \_\_\_\_\_ dog.

**Creative Writing**



**F. Write a poem on a bird in your own words.**

---

---

---


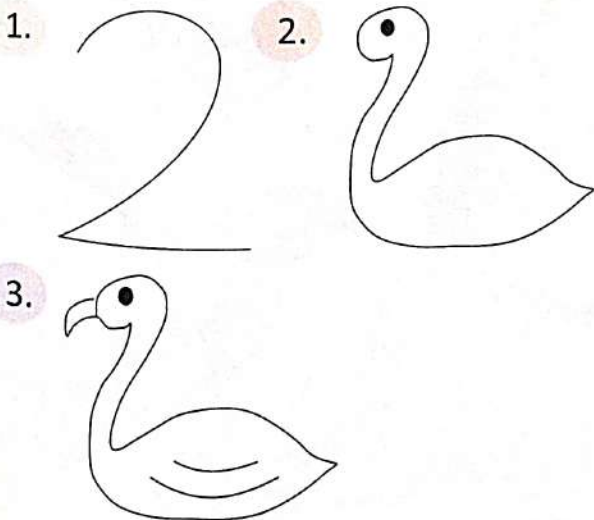
---

**Crossroads**



(Art Integration)

**G. Let's learn how to draw a crane with the number 2.**



Now, colour the crane beautifully.



## LET'S CONNECT



Circle the things which could be :


- |           |        |         |        |       |
|-----------|--------|---------|--------|-------|
| 1. GREEN  | frog   | parrot  | camel  | grass |
| 2. YELLOW | crow   | ladoo   | mango  | lemon |
| 3. BLACK  | orange | cloud   | crow   | leaf  |
| 4. RED    | tomato | brinjal | chilli | sea   |
| 5. BLUE   | sky    | sea     | apple  | frock |

Mittu was a green parrot with a red beak. He loved to fly. One day he was flying. He looked down. He saw a big yellow mango on a tree.

Mittu liked mangoes very much.

"I want to eat that yellow mango," he said.

He flew down to the tree.



“Caw, caw, go away. This is my tree,” said a voice.

Mittu looked up. He saw a big black crow.

“Caw, caw, go, go,” the crow **shouted** in a very loud **voice**.

Mittu was **afraid** of the crow. He flew away.



Mittu saw a red balloon under a tree. He had an idea. He **picked** up the red balloon.

He was careful not to **burst** it. He flew to the mango tree.

The crow was sitting on the tree. Mittu went behind the tree. He **pecked** the balloon with his red beak. “Pop !” The balloon burst.


It made a loud **noise**.

“Caw!” said the crow.

And he fell off the tree.

“Caw, caw, a big gun is after me,” said the crow.


He flew away. He never came back to the tree.



Mittu came back to the tree. He ate the big yellow mango.

“Yummy yummy’ what a nice mango !” he said. He was very happy. Clever Mittu !

– Chitra Narendran





## Words to Know

beak: bird's mouth; shouted: screamed; voice: sound; afraid: frightened; picked: gathered; burst: exploded; pecked: to strike with beak; noise: loud sound

## Let's Answer



(Based on NEP 2020)

### A. Tick (✓) the correct answer.

1. Mittu was a :

(a) green parrot  (b) black crow

(c) naughty monkey

2. What did Mittu like?

(a) balloons  (b) mangoes

(c) bananas

3. What did Mittu see under the tree?

(a) a red balloon  (b) a yellow mango

(c) a red chilli

### B. Fill in the blanks.

1. Mittu was a green parrot with a red \_\_\_\_\_.

2. The big black crow had a very \_\_\_\_\_ voice.

3. Mittu was afraid of the \_\_\_\_\_.

4. Mittu flew to the \_\_\_\_\_ tree.

5. The crow was sitting on the \_\_\_\_\_.

### C. Answer the following questions.

(Understanding Based)

1. What did Mittu see on the tree?

2. What did the big black crow say?

3. Who was Mittu afraid of?
4. What did Mittu do with the balloon?
5. What happened to the crow?



**D. Colour the patches, which have nouns in them.**



**E. Circle the nouns in these sentences.**

1. Who was driving a car?
2. They will be going to the zoo.
3. The baby is crying.
4. Can I borrow a pencil?
5. Mittu likes mangoes very much.



**F. Ask to your partner—**

1. Do you like eating mangoes?
2. Do you like green mangoes? Why?
3. Do you like yellow mangoes? Why?

# Creative Writing



G. Which is your favourite fruit? Why do you like it? Write five lines about it.

---

---

---

---

---

# Fun Task



H. Spot the difference.



15

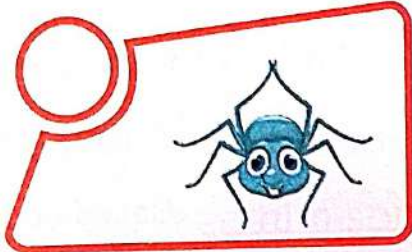

# Mice are Nice



LET'S CONNECT



Which of these animals or insects do you see in your house? Tick (✓) the correct one.



I think mice  
are rather nice  
Their tails are long,  
their faces small.  
They haven't any  
chins at all.  
Their ears are pink,  
their teeth are white.  
They run about  
the house at night.

They nibble things  
 They shouldn't touch.  
 And no one seems  
 to like them much.  
 But I think mice  
 are nice.

—Rose Flyeman



**Words to Know**

rather: on the other hand; tails: back part of the body; chins: lower jaw; nibble: to bite in bits;

touch: to feel; seems: looks

**Let's Answer**



(Based on NEP 2020)

**A. Tick (✓) the correct answer.**

1. The tails of the mice are :

- (a) small  (b) long   
 (c) tall

2. The ears and teeth of mice are :

- (a) red and green  (b) pink and white   
 (c) brown and white

3. The mice do not have any

- (a) ears  (b) eyes   
 (c) chins

**B. Answer the following questions.**

(Understanding Based)

1. What does the child think about the mice?
2. What do the mice do at night?
3. Where do the mice run about at night?
4. Should we touch the mice?
5. Do you think mice are nice?

**Think and Answer**



(Analysis Based)

**C. Fill in the blanks with words of your own.**

**If a mouse came to my house**

1. I would name him \_\_\_\_\_.
2. He would play with \_\_\_\_\_.
3. I would feed him some \_\_\_\_\_.
4. I would make a bed for him in a \_\_\_\_\_.

**Grammar Hub**



(Learning Based)

**Read these words**



Fat



Thin



Day



Night

These words are opposite of each other. They are called opposite words.

**D. Write the opposite words.**

- 1. big \_\_\_\_\_
- 3. good \_\_\_\_\_
- 5. before \_\_\_\_\_

- 2. happy \_\_\_\_\_
- 4. cold \_\_\_\_\_
- 6. early \_\_\_\_\_

**Creative Writing**



**E. Look at the picture and write 5 lines about it.**

---

---

---

---

---



**Fun Task**



**E. A game**



What are you doing?  
Are you walking? No, we're not.  
Are you running?  
No, we're not  
Are you riding a bicycle?  
Yes, we are.

**You can play the game this way. Ask your partner to show some action you guess what he/she is doing. Now, you show some action. Let his/her guess.**


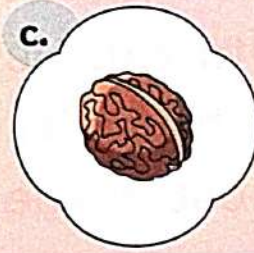
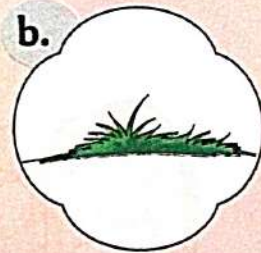
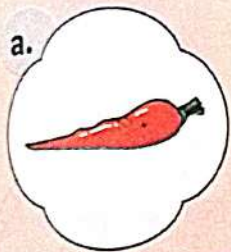



# Night Guest at Bela's House



LET'S CONNECT



Here are some animals. Match them with the food they like.




It was past midnight. Everyone was sleeping. Only Mickey, the mouse, was **awake**. He was on his way to Bela's house.

Mickey **entered** the house. He was in the living room.

Suddenly, he hit something hard.

It was a toy **soldier**. The toy soldier started marching. "Quiet!" he said to the toy soldier. The toy soldier hit the wall and got **silent**.






Mickey lost his way, "Is the kitchen to the right or left?" He couldn't **decide**.


Mickey entered the room to his left. He heard someone **snoring**. 'Oops! It's Bela's parents' room', Mickey ran out of the room.

He entered the door on the right. He was in the kitchen. "Where is the dustbin?" Mickey stood up on his two back legs and looked around. "There it is!"

Mickey **peeped** in the bin. It was full of things to eat. He climbed on the dustbin. It fell down ! Things fell out of the bin. Mickey picked up a piece of cheese.



Cat heard the noise. She came running. Mickey ran out of the house with the piece of cheese, of course !

 **Words to Know** *awake: not asleep; entered: to come in; soldier: military servant; silent: quiet; decide: to settle; snoring: breathing sound while sleeping; peeped: to look through*

**Let's Answer** 

(Based on NEP 2020)

**A. Tick (✓) the correct answer.**

1. What was the name of the mouse?

(a) Miku  (b) Rickey

(c) Mickey

2. Who did Mickey hit?

(a) A toy train  (b) A toy soldier

(c) A teddy bear

3. What did Mickey pick up from the bin?

(a) a bone

(b) a piece of meat

(c) a piece of cheese

**B. Answer the following questions.**

(Understanding Based)

1. Where was Mickey the mouse going?
2. Where was the dustbin?
3. What was in the dustbin?
4. Who heard the noise?
5. Who creeps around in your home at night?



**C. Number the pictures according to the sequence of the story.**

<p>4.</p>			
<p>Mickey ran out of the house with the piece of cheese.</p>	<p>He entered the door on the right.</p>	<p>Cat heard the noise. She came running.</p>	<p>He climbed on the dustbin. It fell down.</p>

**Value and Life Skills**



**D. Imagine that you found a rat in your kitchen. It could do much mischief. Think about all the things that could go wrong.**

What did the rat do?

1. It pushed the eggs off the shelf.
2. It upset the flour bin.
3. \_\_\_\_\_
4. \_\_\_\_\_
5. \_\_\_\_\_

**Now tell your partner the whole incident like a story 'A Rat in My Kitchen'.**



## Root words

Root is a very important part of plant, because other parts of plant grow from it. Similarly, some words of English grow from roots of words. We can use root words to make new words. They also help us to understand the meaning of a word.

Here are some examples of root words and new words made from them.

**act**

action

activity

active

**auto**

automobile

automatic

autograph

### E. Complete the sentences with the correct form of the words.


- His \_\_\_\_\_ is very nice.  
(a) write                      (b) writing                      (c) writes
- He \_\_\_\_\_ faster than you.  
(a) running                      (b) run                      (c) runs
- He \_\_\_\_\_ from the swing and got hurt.  
(a) jumping                      (b) jumped                      (c) jump
- Aman and Mohit are \_\_\_\_\_ together.  
(a) play                      (b) playing                      (c) played
- She is \_\_\_\_\_ in a soft voice.  
(a) talked                      (b) talking                      (c) talks

## Creative Writing



F. In the story, you read how a small mouse annoyed in the house.

Now, look at the picture. The mighty lion is trapped by a hunter. How can a tiny mouse help him? Write five lines about the story.



---

---

---

---


---

## Crossroads



(Science)

G. Label the body parts of a mouse.



# MODEL TEST PAPER-1

(Based on chapters 1 to 8)

Time : \_\_\_\_\_

Marks : \_\_\_\_\_

Note : All questions are compulsory.

## A. Tick (✓) the correct answer. (Multiple Choice Questions)

1. The bus goes through the :

(a) village

(b) town

(c) lake

2. Bela's teacher was :

(a) Mrs Prachi

(b) Mrs Krati

(c) Mrs Swati

3. The mouse asked the farmer to give him :

(a) milk

(b) hay

(c) tail

4. Bela's sister Maya gave her a :

(a) toy train

(b) new bicycle

(c) book

## B. Fill in the blanks with the appropriate words.

1. I want to thank my grandma for \_\_\_\_\_.

2. Bela's new cycle was \_\_\_\_\_ in colour.

3. The mouse asked the farmer to give him \_\_\_\_\_.

4. It was Bela's \_\_\_\_\_ birthday.

5. Bela's elder sister's name is \_\_\_\_\_.

## C. Answer the following questions.

1. How did the mouse get his tail back?

2. Who had baked the big chocolate cake?

3. What had her uncle brought for Bela?

4. Who gave mouse hay?

5. What did the cat ask mouse for?

## D. Tick (✓) the correct pronoun :

1. Megha loves dogs. (She/He) feeds street dogs everyday.

2. Ankit and I are classmates. (We/They) study together.

3. (They/It) have the best dancer in town.

4. (I/Me) like green vegetables.

# MODEL TEST PAPER-2

(Based on chapters 9 to 16)

Time : \_\_\_\_\_

Marks : \_\_\_\_\_

Note : All questions are compulsory.

## A. Tick (✓) the correct answer. (Multiple Choice Questions)

- Who saw Bela crying?  
(a) a boy  (b) a girl  (c) an old man
- From whom does she want a letter?  
(a) her mother  (b) her friend  (c) fairy
- Who became friend with Bholu?  
(a) Babu the barber  (b) Abu the painter  (c) Malu the tailor
- What did Mittu like?  
(a) balloons  (b) mangoes  (c) bananas

## B. Fill in the blanks with the appropriate words.

- A \_\_\_\_\_ brings our letters.
- Bholu cried and ran away in \_\_\_\_\_.
- The bird spreads his \_\_\_\_\_ and flew away.
- Mittu flew to the \_\_\_\_\_ tree.
- Mickey hit a \_\_\_\_\_.

## C. Answer the following questions.

- Where does the poet see the shadow jump?
- With what were the children playing?
- Who brings our letters?
- What did Mittu do with the balloon?
- Should we touch the mice?

## D. Fill in the blanks with is/are/am :

- I \_\_\_\_\_ a farmer.
- Rohan \_\_\_\_\_ a soldier.
- You \_\_\_\_\_ a dancer.
- The book \_\_\_\_\_ on the table.
- The dogs \_\_\_\_\_ barking..

Vardhman's  
**CANVAS**

# ENGLISH

## A Closer LOOK

English – A Closer Look” is an eight book series for classes 1 to 8 based on the National Education Policy (NEP) 2020. This series focuses primarily on **logical thinking abilities**, **information** and **communication skills**, **decision-making** and **problem-solving skills** so that students can master the **21<sup>st</sup> century skills** and abilities.

There is **much more** to proffer that would aid in a student’s overall development by giving **experiential learning** and developing **innovative thinking** and **creativity** through engaging questions, subject-linking questions, projects and activities.

**STEP 1**

After downloading our app (look at book’s front), open it and press ⊕ sign to scan.

**STEP 2**

Scan this QR Code



**STEP 3**

Wait till the book downloads. Now open and Enjoy the Learning.



### Animated Videos

Animated videos to give an extra edge for better understanding the topics.



### Mobile Application

Simply scan the QR Code to gain access to our digital library, where you can download books and embark on a journey into the realm of knowledge



### Test Paper Generator

A unique facility of creating a test paper generator for our valued teachers. Creating question papers online with your own name and logo takes less than two minutes



### Web Support

Lesson Plans, Keys/Solutions to all comprehension questions and activities, well-designed Worksheets, and Test Papers are all available to help teachers

**CANVAS**



**Vardhman Books International Pvt. Ltd**

Plot No. 16, Sector 10-C, IInd Floor, Vasundhara, Delhi/NCR-201012

Toll Free No. 1800-121-9968

info@vardhmanbooks.com

www.vardhmanbooks.com

Series : 8201

ISBN : 978-93-84490-05-5



9 788384 490055

₹235/-