

Smart

GRAMMAR & COMPOSITION





The publisher of the present series is a renowned academic publisher with a track record of publishing research based quality books. Its main objective is to disseminate knowledge in the pursuit of educational learning and research at the highest levels of international excellence.

Author

**Anand Peter
Daniel De Souza**

© Publishers

ISBN : 978-93-95982-61-0

All rights reserved. No part of this publication may be reproduced, transcribed, transmitted or stored in a retrieval system or translated into any language or computer language, in any form or by any means, without the prior permission in writing of Vidya University Press, or as expressly permitted by law or by licence. Any person who commits any unauthorised act in relation to this publication may be liable to criminal prosecution and civil claims for damages.

“This book is meant for educational and learning purposes. The author(s) of the book has/have taken all reasonable care to ensure that the contents of the book do not violate any copyright or other intellectual property rights of any person in any manner whatsoever.”

Preface

This series has been designed and creativity written for the students of English Medium Schools. The books of the series are embellished by a unique presentation, attractive illustrations and good designs. An attempt has been made to clear the misconception that 'Grammar is a dry subject'. This is to develop confidence about it among the learners right from the primary stage.

Grammar is the foundation of the language. Language is the body of different structures which function differently. For its smooth functioning, one needs to ensure that all the structures are well coordinated. A proper knowledge of grammar teaches us different structures used in the language, their proper places, usages, functioning and coordination.

Salient Features of this series are as follow:

- ❖ Each book of this series has been divided into different sections and each section deals with useful vocabulary, grammar and composition separately.
- ❖ The topics have been well graded and their coordination in the succeeding books is the main characteristics of this series.
- ❖ The books have been designed and illustrated in a way that all the students learn something new.
- ❖ The books are based on traditional and modern techniques of English Language.
- ❖ Many important structures and a lot of practice material is given with each chapter.
- ❖ Each book in this series has a Two-in-One structure *i.e.* Text and Workbook.

We hope that this book benefits even to talented and gifted children. Any suggestion regarding the improvement of books shall be more than welcomed.

Contents

Grammar

	5
1. The English Language	9
2. Nouns	20
3. Number : One and Many	23
4. A, An, The	26
5. Adjectives	29
6. Verbs	32
7. Pronouns	38
8. Use of 'This' and 'That'	39
9. Use of 'These' and 'Those'	40
10. Joining Words	42
11. Prepositions	45
12. Building Sentences	48
13. Question-Answer	48

Composition

14. Self-Introduction	49
15. Picture Reading	50
16. Picture Composition	51
17. Guided Composition	52
18. Completion of Stories	57
19. Application	61
20. Letters	62
21. Comprehension	63

The English Language

Alphabet

There are 26 letters in English alphabet. A letter is the smallest unit of the language. A set of these letters is called the **Alphabet**.

These letters are in a certain order. This order cannot be changed. This is called 'Alphabetical order'. This means that the letter **a** comes first, then the letter **b**, and so on.

This is how we write the alphabet in capital letters.

These are the capital letters:

\ A \ B \ C \ D \ E \ F \ G \ H \ I \ J
 \ K \ L \ M \ N \ O \ P \ Q \ R \ S
 \ T \ U \ V \ W \ X \ Y \ Z

These are the small letters.

\ a \ b \ c \ d \ e \ f \ g \ h \ i \ j
 \ k \ l \ m \ n \ o \ p \ q \ r \ s
 \ t \ u \ v \ w \ x \ y \ z

Sounds of Letters

There are five special letters in the alphabet.

They are \ a \ e \ i \ o \ u

These are called **Vowels**.

The other 21 letters of the alphabet are called **consonants**.

These are

\ b \ c \ d \ f \ g \ h \ j \ k \ l \ m \ n
 \ p \ q \ r \ s \ t \ v \ w \ x \ y \ z

3. There are vowels in English.

(a) 8

(b) 5

(c) 7

4. Which of the following letters is not a vowel?

(a) A

(b) C

(c) U


II. Write the letters which comes before and after :

1. D E F

3. — O —

5. — Q —

7. — R —



2. — S —

4. — D —

6. — H —

8. — G —

III. Pick out the Vowels in the words below :

1. Umbrella

2. Kite

3. House



IV. Write the following in small letters.

Y

I

K

D

Q

W

P

U

F

V. Tick (✓) the correct statements :

1. There are 21 consonants in English alphabet.

2. A, E, I, O, U are consonants.


3. When we join two or more letters, we get a sentence.

4. 'Horse' is a word.

VI. Fill in the Vowels to complete the name :



c...t



f...sh



d...g



h...n



b...s

VII. Write these groups of letters and words in alphabetical order :

1. P Q T R W

P Q R T W

2. F D G A C

F D G A C

3. car

van

bus

train

car

van

bus

train

4. hand

leg

eyes

nose

hand

leg

eyes

nose

5. lamp

table

chair

sofa

lamp

table

chair

sofa


VIII. Rearrange these words in proper order to make sentences :

1. goes Ram to school

.....

2. is a teacher she

.....





All persons, places, animals and things have a name. Naming words are called Nouns : e.g., teacher, school. cow, car.

These are **common naming words**. Names given to particular (special) person, place, etc. are called **proper nouns**, e.g. Sachin, Mumbai, Sheru, Vidya Global School, etc. Proper Nouns always begin with a Capital letter.

(a) Names of Persons

Looks at the following pictures and learn their names :



1 Teacher



2 King



3 Baby



4 Nanak



5 Doctor



6 Woman



7 Girl



8 Ram



9 Farmer



10 Man



11 Boy

These are the names of persons.

Remember

All persons have names : e.g., farmer, Ram, Nanak.

Exercise

I. Tick (✓) the correct answer : (Multiple Choice Questions)

1. Naming words are called

- (a) Nouns
- (b) Alphabet
- (c) Vowels

2. The person who teaches is called a

- (a) Doctor
- (b) Teacher
- (c) Advocate

II. See the following incomplete words. These are the names of persons. Complete them by putting the missing letters in the blank boxes :

W M A
N A A K
C H L D

B O
R M
M N

G I L
B A B
K N G

III. Underline the names of people :


1. Grandpa reads a newspaper.
2. My uncle lives in Delhi.
3. A magician wears a long coat.
4. The good fairy loves children.
5. A baby is in the cradle.

(b) Names of Animals and Birds

Look at the following pictures and learn their names :



1 Peacock



2 Duck




3 Hen



4 Owl




5 Parrot



6 Crow




7 Cock



8 Monkey




9 Dog




10 Rat




11 Fox



12 Horse



13 Cow



14 Fish



15 Cat

These are the names of animals and birds.

Remember

All animals have names. e.g., horse, parrot, cat.

Exercise


1. Look at these pictures of some animals and birds. Choose the correct naming words from the box and write them below each picture:


elephant

horse

peacock

monkey





II. Circle the names of animals and birds in the following sentences :

1. The little dog barked at the cow.
2. A nut fell on the hen.
3. A bear was sleeping under a tree.
4. The monkeys took away all the copies.
5. A snake lived in a hole under a tree.
6. A hare and a tortoise lived in a jungle.

(c) Names of Places

Look at the following pictures and learn their names :



1 Police Station




2 River



3 Shop



4 Qutub Minar




5 Hospital



6 Sea



7 School



8 Church



9 Post Office



10 Park



11 Room



12 Temple



13 Station



14 Road



15 House

These are the names of places.

Remember

All places have names. e.g., church, sea, station.

Exercise

I. See the following incomplete words. These are the names of places. Complete them by putting the missing letters in the blank spaces :


1. Qu ... ub M...n...r.
2. R...v...r,
3. P...st Offic ... ,
4. Police St ... t ... on,
5. Ta ... Ma ... al,
6. H ... sp ... tal,
7. Ch ... rch,
8. T ... mpl ... ,
9. P... rk,
10. Stat n,
11. Sh ... p,

II. Write more names of the places that you know :


1.
2.
3.
4.
5.
6.
7.
8.

(d) Names of Things

Look at the following pictures and learn their names :



1 Aeroplane




2 Ball




3 Bag




4 Doll



5 Train




6 Bat



7 Book



8 Car



9 Hat



10 Pencil



11 Jug




12 Bus



13 cap



14 Pen



15 Glass

These are the names of things.


Remember

All things have names. e.g., pen, train, doll.

Exercise

I. Circle the names of things.

- | | | | |
|------------|---|--------|---------|
| 1. sparrow | bag | tiger | goat |
| 2. mother | father | top | brother |
| 3. rabbit | lion | pigeon | pan |
| 4. school | pen | market | library |
| 5. teacher | lawyer | baker | box |
| 6. jug | rabbit | eagle | fish |



This is your table. Look at the things on it. Write down the names of the things you see :



- | | | |
|---------|---------|---------|
| 1. | 2. | 3. |
| 4. | 5. | 6. |
| 7. | 8. | |

II. Complete the incomplete words by putting the missing letters in the blank boxes :

B	G
J	G
b	X
P	A

G	A	T
L	I	N
F	S	H
D	L	L

M	O	T	E
A	B	I	T
B	K	E	
E	G	E	

(e) Names of Other Things

Look at the following pictures and learn their names :

Parts of the Body



1 Hand




2 Eye




3 Teeth



4 Head



5 Lips



6 Nose



7 Ear

Vegetables



1 Carrot



2 Pea



3 Potato



4 Tomato


Fruits



1 Grapes



2 Banana



3 Mango



4 Apple









These are also the names of things.

Remember

All naming words are called Nouns.

Exercise

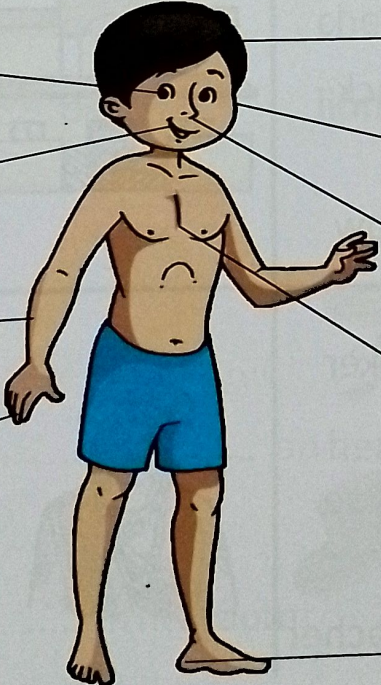
I. Match the pictures with their names :

	Grapes		
	Potato		
	Apple		
	Pea		
	Banana		
	Tomato		
	Mango		
	Carrot		

II. Underline the names of things in the following sentences :

1. We should keep our nose, hands and eyes clean.
2. He had a fat body but thin legs and arms.
3. Put this hat on to keep your head warm.
4. She fell off a ladder and broke her arm.
5. This mango tastes sweet.

III. Look at the picture and write the names of the body-parts :



E.....

L.....

H.....

F.....

H.....

E.....


N.....

C.....

A.....

Exercise


I. Draw a circle around the word that is the name of the picture in each box. One is done for you:



mango

apple

banana



pen

hen

pea



doll

ball


call



road

horse

church



sheep

fish


dish



postoffice

shop

table



cock

duck

crow



hut

house

zoo



toy

boy

joy



baker

nurse


teacher



king

lion

ring



dog

house

cow

II. Write **P** for person, **A** for animal or **T** for thing

- | | | | |
|----------------|----------------|-----------------|-------|
| 1. mango | T | 7. dove | |
| 2. uncle | | 8. lizard | |
| 3. giraffe | | 9. postman..... | |
| 4. aunt | | 10. bus | |
| 5. tray | | 11. drum | |
| 6. grandfather | | 12. cow | |




III. Circle the **odd word** in each row.

- | | | | | |
|------------|---------|--------|-------------|-----------|
| 1. boy | girl | father | crow | mother |
| 2. cow | hippo | zebra | rabbit | lock |
| 3. van | car | tree | cycle | aeroplane |
| 4. kitchen | chair | zoo | park | forest |
| 5. dish | soap | tub | sister | towel |
| 6. tailor | cobbler | bed | teacher | pilot |
| 7. apple | sister | mango | cherry | orange |
| 8. rose | lily | daisy | lion | lotus |

IV. Complete these names.

- Sam likes to fly a **K**
- The book is on the
- Sania wore a pretty on her birthday.
- Jasbir likes to wear a
- There is a in my room





3

Number : One and Many



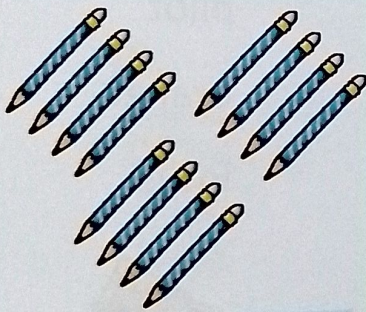
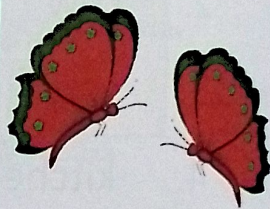



Look at the following pictures. Count them and write One for one thing and Many for more than one thing.



Many



One



In the above pictures you see that in some columns there is only **one** Noun and in some other columns there are **more than one**.


When the Noun refers to one, it is **Singular**. When the Noun refers to more than one, it is **Plural**. Thus, Nouns have two forms—Singular and Plural.

Remember

- ◆ Singular means one.
- ◆ Plural means more than one.

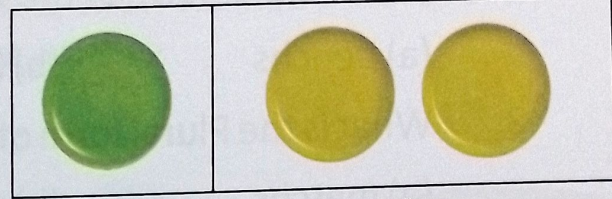
Singular and Plural

Look at the following pictures and their names below them:



Tree

Trees



Plate

Plates




Girl

Girls




Toy

Toys



Bike

Bikes



Car

Cars

Singular

Star

Cup

Bird

Plural

Stars

Cups

Birds

Singular

Torch

Bus

Watch

Plural

Torches

Buses

Watches

Remember

- ◆ When we add 's' or 'es' to a Singular Noun, it changes into the Plural form.

- ◆ Some Nouns do not form Plurals in the usual way; e.g.,

man

—

Men

tooth

—

teeth

ox

—

oxen

baby

—

babies

child

—

children

mouse

—

mice

Exercise

I. Tick (✓) the correct answer : (Multiple Choice Questions)

1. The Plural Noun stands for things.
 (a) one (b) two (c) many
2. The Singular form of the word 'benches' is :
 (a) benches (b) bench (c) banch
3. What is the Plural form of the word 'match'?
 (a) matchs (b) matches (c) match

II. Change the following Plural Nouns into their Singular forms :

Brothers =		Coats =
Trees =		Pocketes =
Kisses =		Wishes =

III. Some Nouns are given below. Write the Singular and Plural Nouns separately in the following columns. One is done for you :

king, hens, queens, pencil, leg, hands, fingers, ball, lion, city, toys, doll, fields, farmers, apple, students.

Singular		Plural	
.....King.....hens.....
.....
.....
.....

IV. Write the Plurals of each of these Singular Nouns :

Class =		Box =
Mango =		Baby =



A, An and The are called 'Articles'.

If a naming word begins with a consonant, then we use **a** before it.

Use of 'A' and 'An'

Look at the following pictures :

1.



a balloon



a flower



a fan




a table

2.



an orange



an elephant



an ice cream



an eagle

Remember

- ◆ A and An are used before any Singular Noun.
- ◆ A is used before a word that begins with a Consonant sound.
- ◆ An is used before a word that begins with a Vowel sound.

Use of 'The'

Look at the following pairs of words :

First Time

a boy


a chair

Second Time

the boy


the chair

II. Read and fill in 'a', 'an' or 'the' :




1. Lincoln was President of USA.

2. I need umbrella as it is raining.




3. I ate orange and melon.

4. elephant has a trunk.



5. Big Ben is a clock.

6. Have you read Gita?



7. Sun is a star.

5

Adjectives

Look at the following pictures :


A sunflower is **yellow**.



A **tiny** ant sat on a leaf.



A giraffe has a **long** neck.



I have **two** pencils.

The words **yellow**, **long**, **tiny** and **two** describe the nouns sunflower, giraffe, ant and pencils.

A word that describes a person, a place, an animal or a thing is a **describing word**.

Remember

Describing words are called 'Adjectives'.

Exercise

I. Tick (✓) the correct answer : (Multiple Choice Questions)

1. Describing words are called

(a) Verbs (b) Pronouns (c) Adjectives

2. 'I have a golden ring'. Which word describes the ring?

(a) golden (b) have (c) a

3. Elephant is animal.

(a) big

(b) small

(c) long

II. Underline the correct describing word in each sentence.

1. Sunflowers have (yellow/black) petals.

2. We saw a (tasty/funny) clown.

3. Suman has (curly/deep) hair.

4. Granny bought (fresh/sharp) apples.

5. Birds have (bitter/light) feathers.

6. The children made a (loud/pale) noise.

7. I want to climb a (deep/high) mountain.

8. A marble is (curly/round).

9. Raman sat under a (shady/loud) tree.

10. Granny tells me a (new/green) story every night.



III. Write a describing word for each noun. choose words from the box.

hot

four

pretty

cute

tall

hungry

wet


sour

1. a*Sour*..... lemon




2. a doll

3. bananas




4. flowers

5. buildings



6. a caterpillar


7. pup



8. sun


6

Verbs



Look at the following pictures :

1. The cow **eats** grass.



2. The birds **fly** in the sky.



3. Mayank **reads** a book.



4. The boys **play** cricket.



5. Mala **is** a girl



6. The girls **are** young.



7. The cap **is** yellow.



8. The shirts **are** green and yellow.



In the above sentences — **fly, eats, play, reads, are** and **is** say something about a person or thing; show a Noun doing something. These saying or doing words are called **Verbs**.

Remember

All saying or doing words are Verbs.

Exercise


I. Tick (✓) the correct answer : (Multiple Choice Questions)

1. A words that tells us what a person, an animal or a thing does is word.
 (a) doing (b) saying (c) both (a) & (b)
2. Mala to her house.
 (a) go (b) goes (c) is go
3. Which word denotes a Verb?
 (a) eat (b) goat (c) ship

II. What is mother telling you to do? Look at the pictures and write the action word:


drink paint clean write swim eat read play

1. your milk.




2. with your toys.

3. a picture.




4. your bun.

5. in the pool.



6. your face.

7. a letter.







8. your book.

III. Fill in the blanks with the correct verbs from the box.

works cooks runs wear shout stand ring drink

1. Mummy~~cooks~~..... tasty food.
2. Reema's mother in an office.
3. Please the bell.
4. The cat after the mouse.
5. I two glasses of milk every day.
6. We a blue tie to school.
7. Do not in the class.
8. Please in a line.



The words that are used instead of nouns are called **Pronouns**. They help us to avoid repeating the nouns mentioned earlier.

I and We

Look at the following pictures :

1



Mayank

I am boy.

2



Tamanna

I am girl.

3



We are students.

In picture 1, Mayank is speaking and he used the word **I** in place of his name. In picture 2, Tamanna is speaking and she uses the word **I** in place of her name.

In picture 3, Mayank and Tamanna (two persons) are speaking and they use the word **We** in place of their names. Hence, **I** and **We** are Pronouns.

Note

I is used in place of a **Singular Noun** and **We** is used in place of a **Plural Noun**.

Remember

We use the following words for the speaker :

Singular : I, my, mine, me

Plural : We, our, ours, us

You

Look at the following pictures :

I am a boy.

You are a girl.


We are students.



I am a doctor.

You are a teacher.

We are brothers.



I am a player.

You are students.

We are friends.



In the above sentences **I** and **We** are the speakers. They use the word **you** for the person whom they are speaking to. Hence, **You** is a Pronoun.

Remember

We use the following words for the person or persons spoken to :

You

Your

Yours

Note

You is used in place of a Singular as well as a Plural Noun. So it always takes **are** (the saying word).

He, She, It and They

Look at the following pictures :

He is a boy.

She is a girl.

They are friends.

The parrot is a bird.

It is green.

The dog is an animal.

It is brown.

They are pets.



In the above pictures the speaker is speaking about the other persons or creatures that are far away from him. The speaker uses the word **He** for one man, **She** for one woman and **They** for more than one man or woman. In the same way, **It** is used for small animals and things in Singular form. But the word **They** is used when the animals or things are Plural. Hence, **He, She, It and They** are Pronouns.

Remember

We use the following words for other persons or things :

He	him	his
She	her	her, hers
It	it	its
They	them	their, theirs

Note

The use of saying words with different Pronouns :

I	+	am	He	+	is	
We	+	are	She	+	is	
You	+	are	It	+	is	They + are

Exercise

Tick (✓) the correct answer : (Multiple Choice Questions)

- i.
- The words that are used instead of nouns are called :
(a) Articles (b) Gender (c) Pronouns
 - is used for small animals and things in singular form.
(a) It (b) You (c) We
 - Poonam is a good student is my friend.
(a) She (b) He (c) They

ii. Fill in the blanks in the following sentence with 'I, We, You, He, She, It or They', whichever is correct :

- are players.
- is my watch.
- are enemies
- are advocates
- am a doctor
- are cocks.
- is an insect.
- are Sikhs
- is Maria
- is John

iii. Underline the correct pronoun within the brackets.

- This is Rina. (She/He) is a girl.
- Sara has a balloon. (It/They) is blue in colour.
- Swati has a baby brother.
(He/She) has only two teeth.
- My aunt and uncle live in London.
(They/She) will visit us in May.
- Two birds have built nests on that tree.
(They/It) make a lot of noise.
- Suman and Aman are friends.
(They/She) go to school together.



7. Raju was first in the race. (He/It) got a medal.

8. This is Anjula. (He/She) is my cousin.

IV. Fill in the blanks in the following sentences with the correct saying word— is, am, are :

1. He my brother.

2. You Vibha.

3. They sad.

4. She my mother.

5. I your uncle.

6. We in the room.

7. I a teacher.

8. We not happy.

9. You a thief.

10. He very gentle.

V. Rewrite the sentences by replacing the underlined words with pronouns.

1. My sister cannot speak. My sister is only four months old.

.....
.....




2. I have a pet cat. I call my pet cat Kitty.

.....
.....



3. I saw a crocodile. The crocodile was swimming in the lake.

.....
.....



4. Shikhar plays cricket. Shikhar is a good batsman.

.....
.....



5. A duck can swim. A duck has webbed feet.

.....
.....




6. Mrs Sen is our class teacher. Mrs Sen loves children.

.....
.....



Look at the following pictures and see the use of **This/That** :



This is a hen.

That is a chick.



This is a cat.

That is a parrot.



Remember

'This' is used for a **Singular Noun** which is **near** us.

'That' is used for a **Singular Noun** which is **far** from us.

Exercise

Look at the following pictures and fill in the blanks with **This** or **That**, whichever is correct :



1. is a cat.

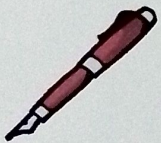
2. is a rat.

3. is a ball.

4. is a pen.

5. is a boy.

6. is a girl.



Use of 'These' and 'Those'

Look at the following pictures and see the use of **These/Those** :

These are trees




Those are toys.



These are rats



Those are mangoes



Remember

'There' is used for **Plural Noun** which are **near** us.

'Those' is used for **Plural Noun** which are **far** from us.

Exercise

Look at the following pictures and fill in the blanks with **These** or **Those**, whichever is correct :



1. are toys.



2. are bags.



3. are eggs.



4. are balls.



5. are cars.



6. are cows.

10

Joining Words

(Conjunctions)

Look at the picture and then read the sentences :

1. Hitesh **and** Mary.
2. A tall boy **and** a short girl.
3. Is Hitesh fat **or** thin?
4. Hitesh is thin **but** Mary is fat.

The words **and**, **or**, **but** are joining words. They join together words, groups of words or sentences.

There are some words that go in pairs.

For example : day and night.

Remember

Joining words are called Conjunctions.

Exercise

I. Tick (✓) the correct answer : (Multiple Choice Questions)

1. Jai is rich dishonest.
(a) or (b) but (c) and
2. Five four makes nine.
(a) and (b) or (c) but
3. Do you like girl boy?
(a) but (b) and (c) or

Fill in the blanks. Choose the correct conjunctions from the brackets :

1. A baby elephant is not very tall it is very heavy. (but/so)
2. I didn't go out it was raining. (if/because)
3. Jaya lit a candle it was dark. (because/and)
4. It was hot I switched on the fan. (if/so)
5. I cannot swim I can skate. (so/but)
6. Those mangoes are ripe sweet. (and/because)

Underline the joining words in the following sentences:

1. My grandfather is old but strong.
2. Is this her book or yours?
3. Give me some biscuits and a glass of milk.
4. A monkey picked up a banana but did not eat it.
5. Do you like tea or coffee?
6. Jack and Jill went up the hill.

Look at the pictures and read the sentences :



Where are the following things :

1. The doll is **between** the box and the stool.
2. The book is **in front of** Manoj.
3. The balloon is **behind** Manoj's back.
4. The ball is **near** the basket.
5. The fan is **over** Manoj's head.
6. The bag is **under** the chair.
7. The cup is **on** the table.
8. The toy is **in** the box.

The words **between, in, front of, behind, near, over, under, on, in**, which show the place where one thing stands in relation to another, are called **Prepositions**.

Remember

The words which tell you **where** a person, an animal or, a thing is, are called **prepositions**.

Exercise

i. Tick (✓) the correct answer : (Multiple Choice Questions)

1. The children are (in/on) the class.




2. The scarecrow is (in/under) the field.

3. A snail carries its shell (on/in) its back,



4. The ship is (in/by) the sea.



5. A small stool is (under/below) the table.



II. Underline the prepositions.

1. The eggs are in the nest.

2. The ball rolled under the car.

3. Little Miss Muffet sat on a tuffet.



4. The cat jumped over the mouse.

5. Aladdin hid the ring under a rock.

6. There were five grapes on the plate.

7. The fruits are in the basket.

8. There was a painting on the wall.



A **Sentence** is a group of words that makes complete sense. The words must be placed in their proper order to make complete sense. Look at the pictures and then read the groups of words below :



1. round is earth the
3. wings has bird

2. doll with plays girl
4. grass eats cow

But these groups of words do not make sense.

Now read the same groups of words in another order :

1. The earth is round
3. Bird has wings.

2. Girl plays with doll.
4. Cow eats grass.


Here, the words have now been placed in their proper order. They make sense and form what is called a **Sentence**.

Remember

- ◆ The first word of a sentence must begin with a **capital letter**.
- ◆ A **full stop** (.) must be placed at the end of the sentence.

Exercise

1. Column A and Column B will match, so make a sentence patch by patch.
Match to make correct sentences :




1. A duck

(a) will eat worms.



2. These boys

(b) looks after our teeth.




3. Those birds

(c) has yellow bananas.



4. This tree

(d) wades in water.



5. The engine

(e) are playing in the mud.



6. A lotus

(f) pulls the train.



7. A dentist

(g) is white in colour.

Make meaningful sentences of the following by putting the words in their proper order. One is done for you:

1. fly can a parrot A parrot can fly.....
2. night shine the in stars
3. open door the
4. an dog the animal is
5. girl good is a Malti
6. pencil my sharp is
7. nests build birds
8. blue the is sky
9. red the is rose
10. flying are birds
11. frocks wear girls
12. dancing girls are these
13. sweet is sugar cane
14. milk give cows
15. roar lions

iii. Choose the correct ending to complete these sentences :

1. The sun is (round/triangle)
2. A cow gives (milk/honey)
3. The cell phone is on the (sofa/cow)
4. Read a (box/book)
5. I wrote a (mobile/letter)

Fill in the correct answers :



Is this a fish ?

...Yes, it is.....




Is this a cup ?

...No, it is not.....



Is this a mango ?

.....




Is this a pin ?

.....



Is this a bag ?

.....



Is this a kite ?

.....



Is this a cat ?

.....



Is this a car ?

.....



Is this a tree ?

.....



Is this a ball ?

.....

Self-Introduction

Answer these questions about yourself.

1. I am a (boy/girl)

2. My name is

3. I am years old.

4. My birthday is on

5. I live in

6. My teacher is

7. There are members in my family.

8. I am good at

9. When I grow up, I want to be a/an

Paste your
picture

This is me.

Ask some more questions to the children. Encourage them to answer them orally as well as in writing.



Write words in place of the following pictures and read the story aloud :

It was a dark night. I peeped out of the



.....

I saw the



..... shining in the sky. The



..... were twinkling. A



..... was walking


down the




..... He had a



..... in his



..... I saw him climb the



..... of Mr. Sharma's



..... There was a loud bark. Mr. Sharma's



..... had caught the



..... The man

was a thief. He did not know that Mr. Sharma had a smart




..... I laughed and laughed.

(Essays)

Write few sentences on the topic given. The first one has been done for you.


(a) My School



1. This is my school.
2. Its name is Vidya Global School.
3. I study in this school.
4. It is a very good school.
5. It is very big also.
6. It looks very grand.
7. There are ten big rooms.
8. All rooms are airy.
9. There is a park also.
10. I love my school.

Write an essay on 'My City' :

1.
2.
3.
4.
5.
6.



7.
8.
9.
10.

(Hints : big, wide roads, buses, cars, scooters, tall buildings, cinema, parks, garden)

(b) My Doll



1. It is my doll.
2. It is very small.
3. It is very beautiful.
4. It is in green dress.
5. I like green colour most.
6. Its shoes are red.
7. I play with my doll.
8. My doll dances also.
9. I sleep with my doll.
10. I love my doll.

Write an essay on 'My Sister' :

1.
2.
3.
4.
5.



6.
7.
8.
9.
10.

(Hints : young, beautiful, age, intelligent, class, school, plays, games, dress)

(c) My Friend



1. She is my friend.
2. Her name is Deepa.
3. She has a brother.
4. She is slim.
5. She is beautiful also.
6. She reads in my class.
7. She plays with me.
8. She goes to school with me.
9. She is very gentle.
10. She loves me very much.

Write an essay on 'My Boy Friend' :


1.
2.
3.
4.



5.
6.
7.
8.
9.
10.

(Hints : young, smart, loves, black hair, age, class, school, plays, intelligent, games)

(d) My Father



1. He is my father .
2. His name is Mr.
3. He is a young man.
4. He is very gentle.
5. He goes to bed at 10 o'clock.
6. He wakes up early in the morning.
7. He loves me very much.
8. I respect him.
9. He teaches me daily.

Write an essay on 'My Mother' :

1.
2.
3.
4.



5.
6.
7.
8.
9.

(Hints : beautiful, young, saree, black hair, o'clock teacher, educated, respect loves me)

(e) My Cow



1. This is my cow.
2. She is white.
3. She has two eyes.
4. She has two ears.
5. She has one tail.
6. She has four legs.
7. She eats grass.
8. I love my cow.


Write an essay on 'My Dog' :

1.
2.
3.
4.
5.
6.
7.
8.



(Hints : bread, meat, barks, faithful, four legs, tail, collar, ears)

(a) A Lion and a Mouse



Fill in the blanks with the words given below and complete the story:

mouse

hot

thanked

tree

net

angry

agreed

caught

free

jumped

woke


summer

requested

lion

It was One day it was very There was a A
 was sleeping under it. A came there. It
 upon the lion. The lion up. He was very He
 the mouse. The mouse "Let me go." The lion One
 day the lion was caught in a The mouse nibbled through the
 net. The lion was He the mouse.

(b) A Greedy Dog



Fill in the blanks with the words given below and complete the story:

food

water

sad

barked

hungry

hotel

dog


shadow

bread

river

There was He was He wanted He reached a He stole a He ran away with it. He reached a He saw his in the He thought it another dog. He at it. His bread fell down into the water. He was very

(c) A Hen and a Greedy Man



Fill in the blanks with the words given below and complete the story :

hen

egg

found

sad

belly

greedy


knife

farmer

wanted

Once there was He had a The hen laid a golden
..... daily. The farmer was He all the eggs
at once. He took a He cut the of the hen. He
..... no egg there . He was very

(d) A Hungry Fox



Fill in the blanks with the words given below and complete the story :

grapes

hungry

reach

away

garden

fox

eat

sour

food

high

There was a He was He wanted


He reached a He saw bunches of

They were hanging He tried to them.

But he could not them. He said, "Grapes are". He

went

(d) A Hungry Fox



Fill in the blanks with the words given below and complete the story :

grapes

hungry

reach

away

garden

fox

eat

sour

food

high

There was a He was He wanted

He reached a He saw bunches of

They were hanging He tried to them.

But he could not them. He said, "Grapes are". He went

Application for Sick Leave

To,
The principal,
Vidya Global School
Meerut

Sir,

I am ill. So I cannot come to school. Kindly grant me leave for two days.

Yours obediently,

Hitesh kumar

Class I


Exercise

Write an application for Sick Leave :

To,
The Principal,
..... ,
.....

..... ,
.....
.....

Yours obediently,

Class

Dated :

1. Letter for sending Money

Write a letter to your brother for sending you ₹ 1000.

.....

.....

March 15, 20

Dear Brother,

My examinations will start on 15th April. I need some money to buy some books.

Kindly send me ₹ 1000 soon.

Your affectionate little brother,

.....

2. Letter of Invitation

.....

.....

May 21, 20

Dear

I would like to inform you that my birthday falls on 2nd July. Please attend the function.

Thanking you.

Yours sincerely,

.....

Read about Julie's doll. Answer the questions that follow :

Julie has a doll. Father gave the doll to Julie on her birthday. The doll name is Barbie. It has brown hair. Its face is round.

Doll wears beautiful dress. Julie is happy.



1. What does Julie have?

(a) House



(b) Doll



(c) Dog



(d) TV



2. What is the doll's name?

(a) Gini



(b) Rini



(c) Tini



(d) Barbie



3. What is the colour of her doll ?

(a) Red



(b) Silver



(c) Yellow



(d) Blue



4. The doll has a face.

(a) Triangular



(b) Brown



(c) Round



(d) Yellow



Can you colour Barbie, the doll.

